



Birches First School
Believe, Grow, Succeed



School Closure Home Learning

Year 1 Daily Tasks

- Please write the date before you start your work.

Tuesday 2nd June 2020

English

Today I would like you to draw a story map for the story of The Way Back Home.

There should be a picture for all the main events with a few words to explain them.

This is an example of a story map for The Gingerbread Man. You know how to make a story map as we have done lots of them in school.



Draw a picture for each of these sentences and copy the sentence to go with it.

The Boy finds an aeroplane.

He flies to the moon.

He meets a Martian.

The boy fixes the Martian's spaces

The Martian fixes the boy's plane.

They go back home.

Reading



1. Choose a comprehension task to read. (There are two)
2. Talk to an adult about what you have read.
3. Answer the questions.

Making Cookies

Greg likes to help his mum make cookies. Chocolate chip cookies are his favourite. His mum likes them too. He adds the chocolate chips to the batter. Then he stirs them in. He forms the batter into balls and places them on a baking sheet. His mum places the baking sheet into the oven. When the cookies are in the oven, Greg licks the last bits of batter from the bowl. He can hardly wait for the cookies to be ready. In 30 minutes, the cookies are finished baking. The cookies are hot and yummy.

Questions:

1. What kind of cookies are Greg's favourite?
2. What does he do when the chocolate chips are in the batter?
3. Where does he place the balls of batter?
4. What does he do with the bowl?
5. Why do you think his mum places the baking sheet into the oven?

Read the short story. Then answer each question.

The Camping Trip



Lily and her brother Ryan went camping with their mum and dad. Ryan and his Dad set up the tent while Lily and Mum collected sticks to start a bonfire. Once the tent was set up, they started a fire in the bonfire pit. Lily and Ryan looked for long pointy sticks to use for cooking hot dogs over the fire while the fire was heating up. They found four perfect sticks, one for each of them. Lily and Ryan, and their mum and dad, each placed two hot dogs on their sticks. They held the hot dogs over the fire and turned the sticks slowly so every side of each hot dog was cooked. Then they put the hot dogs into buns and added ketchup and mustard. The hot dogs were delicious. After they all enjoyed their hot dogs, Lily got out the marshmallows for dessert. They

all roasted marshmallows over the fire until the marshmallows turned a nice shade of brown. Then they popped the yummy treats into their mouths. Sitting around the bonfire and eating marshmallows is Lily and Ryan's favourite part of camping.

Questions:

1. What did Lily and her mum do while Ryan and Dad set up the tent?
2. What did they all cook over the bonfire to eat for dinner?
3. What did Lily get out for dessert?
4. What is Lily and Ryan's favourite part of camping?

Read the following question and circle either true or false to answer them.

The family ate marshmallows. **True or False**

Ryan and Lily had burgers for dinner. **True or False**

They cooked their dinner on a barbeque. **True or False**

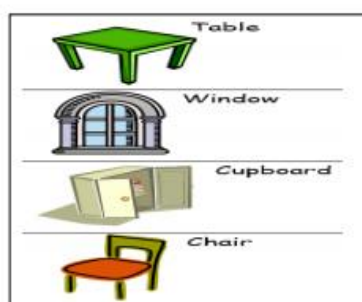
When camping you need a tent or sleeping bag. **True or False**

Maths

Today we are going to use and understand the language of height

Children will understand that height is a type of length.

Use the non-standard units to measure each item that you choose.



The _____ is ____ hand spans.









Children will understand that height is a type of length. They should also be exposed to lengths that are equal to one another. Choose objects to measure and choose non-standard resources to measure its height. Compare using the language taller, shorter.

Use the words **taller** and **shorter** in the sentence stems to compare the height of the man and the boy.

The man is than the boy.

The boy is than the man.



| Task 1 | Task 2 | Task 3 | | | | | |
|---|--|--|------|----------|---------|--------|-------|
| <p>Choose your own objects.</p> <p>Use the word cards to complete the sentences below.</p> <div style="display: flex; align-items: center; gap: 20px;">   </div> <p>A. The duck is the _____.</p> <p>B. The tractor is the _____.</p> <div style="display: flex; justify-content: center; gap: 20px; margin-top: 10px;"> <input type="text" value="tallest"/> <input type="text" value="shortest"/> </div> | <p>5. Use the word cards to complete the sentences below.</p> <div style="display: flex; align-items: center; gap: 20px;">    </div> <p>A. The robot is the _____.</p> <p>B. The ball is the _____.</p> <p>C. The _____ is taller than the tractor.</p> <div style="display: flex; justify-content: center; gap: 20px; margin-top: 10px;"> <input type="text" value="shortest"/> <input type="text" value="tallest"/> <input type="text" value="ball"/> <input type="text" value="robot"/> </div> | <p>Using your hand, your shoe/foot or something else, find the height of four objects from around your house. Order them from shortest to tallest.</p> | | | | | |
| | <p>Task 4</p> <p>Write some sentences based on the pictures below and the key words.</p> <table border="1" style="width: 100%; text-align: center;"> <tr> <td>tall</td> <td>shortest</td> <td>tallest</td> </tr> <tr> <td>taller</td> <td>short</td> <td>shorter</td> </tr> </table> <div style="display: flex; justify-content: center; gap: 20px; margin-top: 20px;">    </div> <div style="display: flex; justify-content: center; gap: 20px; margin-top: 10px;"> <input type="text" value="the purple tower"/> <input type="text" value="the green tower"/> <input type="text" value="the black tower"/> </div> | | tall | shortest | tallest | taller | short |
| tall | shortest | tallest | | | | | |
| taller | short | shorter | | | | | |