

*



Birches First School

Believe, Grow, Succeed



School Closure Home Learning

Year 1 Daily Tasks

- *Please write the date before you start your work.*

Thursday 11th June 2020

English


Dear Diary

Pretend to be a character from a story you have read and write a diary entry about the events that happened to them. Don't forget to use lots of adjectives to describe their emotions.

Dear Diary,

Judging a Book's Cover

Think of a story you've just read. Design a new front cover for the book, including a fabulous illustration, the title of the book and the author's name.



Phonics

Choose an activity below (phase 3 or 5)

Hidden Words Phonics Game

Phase 3 Tricky Words



Which hidden tricky words can you find?

he
she
we
me
be
you
are
her
was
all
they
my

Which hidden tricky words can you find?



I have found the letters...

The tricky word must be...

Which hidden tricky words can you find?



I have found the letters...

The tricky word must be...

Which hidden tricky words can you find?



I have found the letters...

The tricky word must be...

Phase 5 Real and Nonsense Words for au

There are many different words split with 'au'.
 Can you spot which words are real and which are nonsense below?
 Fill in your bag with a different colour for real words and nonsense words then colour in the correct boxes below.

Key

Real Words

Nonsense Words

Paul	raub	haul	zaul
baunted	launch	jaub	haunted
Saul	dautumn	August	nauthor
laugust	jaunty	paunted	author
automatic	baunch	Autumn	vaul

Phase 5 Real and Nonsense Words for aw

There are many different words split with 'aw'.
 Can you spot which words are real and which are nonsense below?
 Fill in your bag with a different colour for real words and nonsense words then colour in the correct boxes below.

Key

Real Words

Nonsense Words

claw	zaw	fawn	thawl
saw	quaw	spraw	lawn
draw	hawm	raw	chawn
yawn	blawn	paw	strawm
yawl	jaw	gawn	drawers

Maths

Today we are going to be learning to double numbers.

Look for objects in your home to make doubles.

Make double 3, double 6 and double 8.

Represent your doubles in these four ways:

Double ... is...

...+... = ...

part whole model

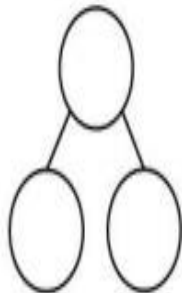
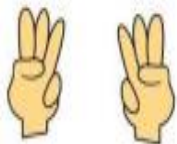
number line

Answer the questions on the worksheet. Draw two groups to work out your doubles.



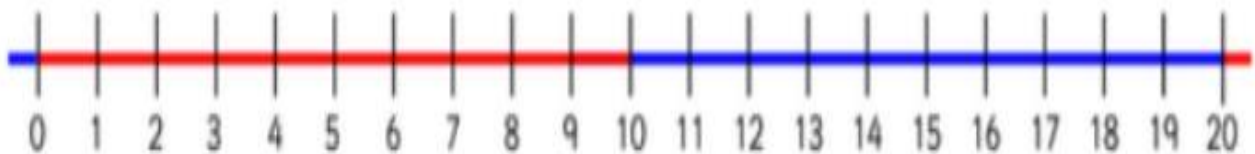
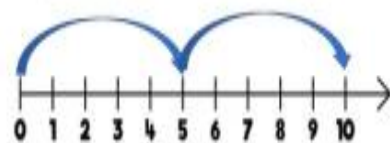
Double is

$$\boxed{3} + \boxed{3} = \boxed{}$$



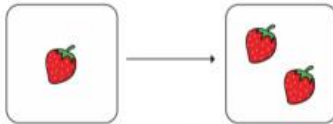
Double is

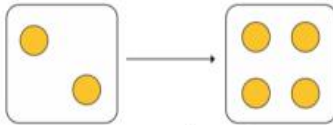
$$\boxed{5} + \boxed{5} = \boxed{}$$

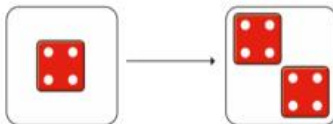


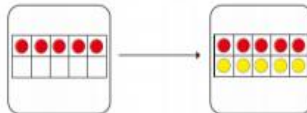
1 Complete the sentences.

Use the pictures to help you.

a) 
Double 1 is

b) 
Double 2 is

c) 
Double is

d) 
Double is

2 Match the doubles to the additions.

Double 3	6 + 6
Double 6	7 + 7
Double 10	3 + 3
Double 7	10 + 10

3 Fill in the gaps.

a) Double 15 is

b) Double 11 is

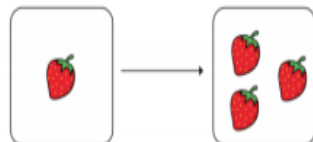
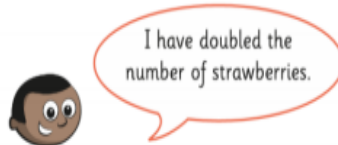
c) Double 12 is

d) Double 20 is

e) Double is 8

f) Double is 16

4



Do you agree with Mo? _____

Talk about it with a partner.