



**Birches First School**  
*Believe, Grow, Succeed*



School Closure Home Learning  
Year 1 Daily Tasks

- *Please write the date before you start your work.*

**Friday 12th June 2020**

### English

Look at the picture below. What can you see?

Can you write three sentences describing what you can see?

Use the checklist below to help you.



I use **capital letters** at the start of every sentence.



I use **full stops** at the end of every sentence.

I put a **finger space** between each word.



I have written my letters the **right way**.

All my letters are the **same size**.

I can use **conjunctions** in my sentences.



I can use awesome **adjectives** in my sentences.

My sentences **make sense** when I read them.



## Reading

### Bats

There are more than 950 different kinds of bat.

Bats can fly.

They have hair or fur on their bodies.

#### Fascinating Facts

Bats sleep in the day and are awake at night.


Bats can live to be 30 years old.

Bats sleep upside down so they can fly away quickly if they need to.

#### Where Do They Live?

Bats live in a roost.

They live where it is warm and dark, like in trees and caves.



#### What Do Bats eat?

Bats in the UK like to eat insects.

They can catch and eat them in the air.

Other bats eat fruit, flowers, fish, frogs, blood and even other bats!



# Questions

Answer the questions below in full sentences.

1. How many different types of bats are there in the world? \_\_\_\_\_

\_\_\_\_\_

2. What do bats do in the day? \_\_\_\_\_

\_\_\_\_\_

3. How old can bats live to? \_\_\_\_\_

\_\_\_\_\_

4. Why do bats sleep upside down? \_\_\_\_\_

\_\_\_\_\_

5. Where do bats live? \_\_\_\_\_

\_\_\_\_\_

6. What do bats in the UK eat? \_\_\_\_\_

\_\_\_\_\_

## Maths - Finding a half.

Look for objects at home that you can share in half.

Today we are going to find a half, but this time we are going to do it by sharing. When we share, we have to make sure that each group gets the same amount. If Dora and Jack wanted to share the doughnuts, equally, how would they do that?





They would make equal groups. 1 for Dora and 1 for Jack.

How would they share 1 so that they both had equal pieces?



If this is one half, what would the whole look like?



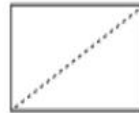

1 Tick the cake that is cut in half.



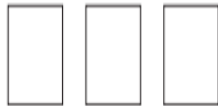
3 Colour half of each rectangle.



2 Draw a line to split each shape in half.



4 Show one half in three different ways.



6 Match the halves to make a whole.



5 Tick the shapes that show one half.



## Fancy some Art over the weekend?


*What happens when you stare at this artwork by Bridget Riley?*

**Bridget Riley** is an English painter who was born in London in 1931. She is most famous for her '**Op Art**', which is optical illusion art (art which can play tricks with your eyes!)

The **patterns** and **colours** Bridget uses in her pictures often make them look like they are moving or popping out of the wall/paper. Some people have often felt like they are falling or even feel seasick after staring at her pictures for a long time.

Find out more about her life and work here:

<https://www.tate.org.uk/kids/explore/who-is/who-bridget-riley>



She is most famous for her **black and white** pictures, but sometimes she does use a few colours in her pictures too. She has always been interested in the **effects** that **colours** and **lines** have on her work.

Have a go at creating your own **Bridget Riley**-style **op art** hand. If you follow the instructions on the video carefully, you will be able to make a picture that looks like it is popping out of the page!



Watch the video all the way through to the end to see what you will be doing:

<https://www.youtube.com/watch?v=kOWsMIInI18>

Pause the video as you are working to give you time to do each step.