



Birches First School

Believe, Grow, Succeed



School Closure Home Learning Year 2 Daily Tasks

Wednesday 10th June 2020 (Summer Term 2, Week 2 - Day 3)

Home learning tasks are designed so they can be read from a screen and completed into Home Learning Books. This reduces/ removes the need for printing. In some cases, questions may need to be copied out into home learning books. Of course you may print the tasks if this is easier for your family but please do not feel that you have to.

Maths Task (Multiplication and Division):

Make equal groups -

We can now recognise whether a group is equal or not. Today's learning focuses on making equal groups. We need to remember and use our learning from yesterday to help us. If a group is equal, there are the same amount in each group.

We can use our stem sentences from yesterday to help us.

There are _____ equal groups.

There are _____ in each group.

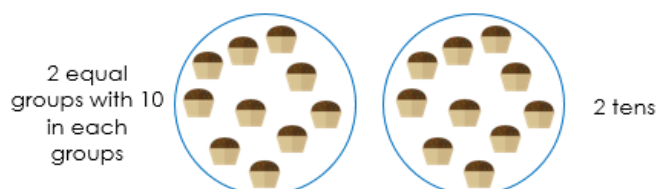
Example 1:



There are 3 equal groups with 4 in each group.

Example 2:

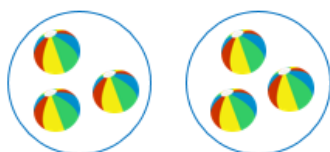
We can describe groups of objects in different ways.



2 equal groups with 10 in each groups

2 tens

Sometimes questions can try to trick us so we have to make sure we are reading the questions carefully. For example;



A - 3 equal groups of 2 in each group
B - 2 equal groups of 3 in each group

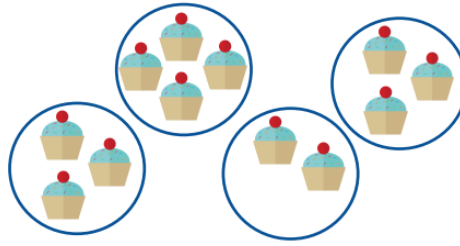
Only one of these statements is correct even though they use the same numbers.

Statement B is correct because there are 2 equal groups. Within each group there are 3 items.

Remember our key word is equal which means the same!

Task:

1. Make these groups equal.



2. Using items from around your environment, use resources to represent:

There are 5 equal groups with 3 in each group.

There are two equal groups with five in each group.

Five twos.

Ten tens.

3. Put these sweets into equal groups



4. Fix Anita's mistake.



There are five equal groups.
There are six in each group.



5. Match the equal groups.

		Three 5s
		Two 10s
		Two 3s

6. Draw a shape to match the sentence.


There are 4 equal groups with 7 in each group.



Challenge:




How many different ways can you make equal groups with 20 counters/ objects.



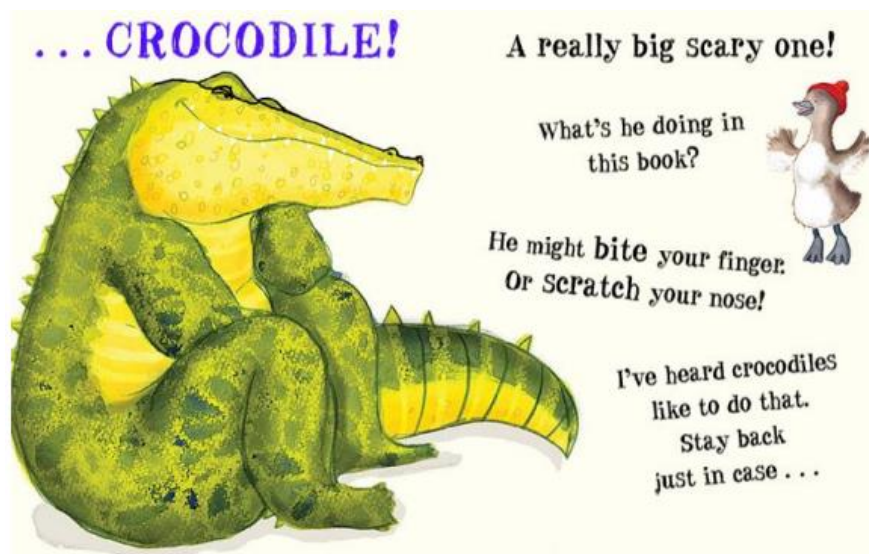
Reading Task (Retrieval):

Read the pages 2 and 3 then answer the questions below. Remember to read your answers back to check they make sense.

Page 2:



Page 3:



Task:

1. What habitat is the illustration showing on page 2?
2. What is the word used to describe how you should turn the page on page 2? Why does he use this word?
3. What was the animal that was hiding in the book?
4. List the two adjectives that describe the animal that was hiding in the book.
5. Find the two verbs that describe what the animal might do to you on page 3.
6. What does the author suggest you can do to stay safe 'just in case'?

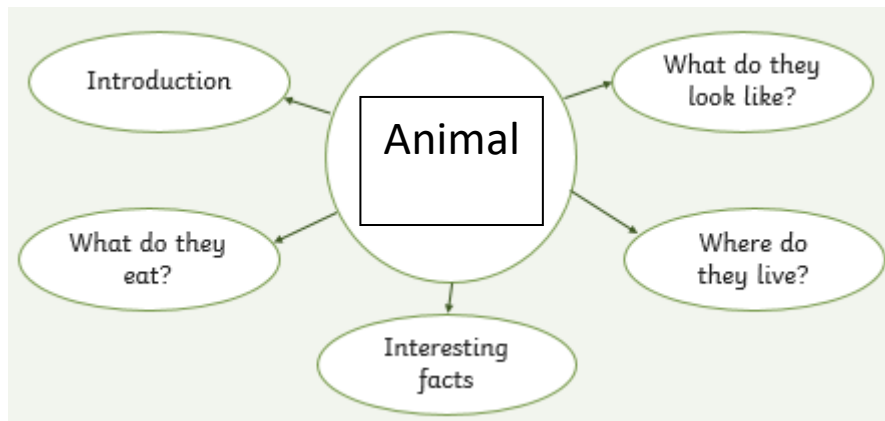
Writing/ SPAG Task:

Non-Chronological Reports –

Recap: we write non-chronological reports to give people information about a particular subject. Some examples include: a non-fiction book, an information leaflet, a fact sheet or a fact file etc.

We need to plan and organise our ideas before we write our non-chronological report using information you research or collect. It is important to organise the subject area using subheadings so that it is easier for the reader to follow.

We are going to answer the questions below when we do our research.



Task: Use a spider diagram similar to the one below to record your research on an animal of your choice. Use a different spider diagram to answer each question. You may like to choose an owl because we have just read the story about one.

The example below is about guinea pigs. They are written in note form but include important words or technical vocabulary (you may like to use a different colour like in the example). Remember to make sure you know what they mean!

