



Birches First School

Believe, Grow, Succeed



School Closure Home Learning Year 2 Daily Tasks

Tuesday 9th June 2020 (Summer Term 2, Week 2 - Day 2)

Home learning tasks are designed so they can be read from a screen and completed into Home Learning Books. This reduces/ removes the need for printing. In some cases, questions may need to be copied out into home learning books. Of course you may print the tasks if this is easier for your family but please do not feel that you have to.

Maths Task (Multiplication and Division):

Recognise equal groups -

It is important that we know which groups are equal and unequal, and why they are equal or unequal. When groups are equal, there are the same amount in each group. However, if they groups are unequal, there will not be the same in each group. For example:

Equal:



There are 4 equal groups. There are 3 in each group.

Unequal:



We can use this stem sentence to help us:

There are _____ equal groups.

There are _____ in each group.

Remember our key word is equal which means the same!


Task:

1. Complete the stem sentence.

There are _____ equal groups.



There are _____ pencils in each group.



There are _____ groups with _____ in each group.



There are _____ groups with _____ in each group.




There are _____ groups with _____ counters in each group.

There are _____ counters altogether.

2. Match each picture to its description.



There are 2 groups with 3 in each group.



There are 4 groups with 3 in each group.



There are 3 groups with 2 in each group.

3. Draw what Ranjit is describing.



There are 4 groups.
There are 5 counters in each group.

4. Spot the odd one out.



There are 2 groups with 4 in each group.



5. Problem solving: Alfie has 5 coins in his bag. They are all the same. He had £1 or less in total. Show the coins he might have and write sentences to describe the equal groups.





Challenge:



Mrs Skinner's class have an art lesson. She needs to share out the items below equally between the six table groups. She has 60 items in total.



water cup

paintbrush



paint palette

roll of paper



Each table must have:

- two paintbrushes for every 1 water cup
- at least 1 water cup
- at least one of roll of paper
- no more than 3 paint palettes

Table
1

Table
2

Table
3

Table
4

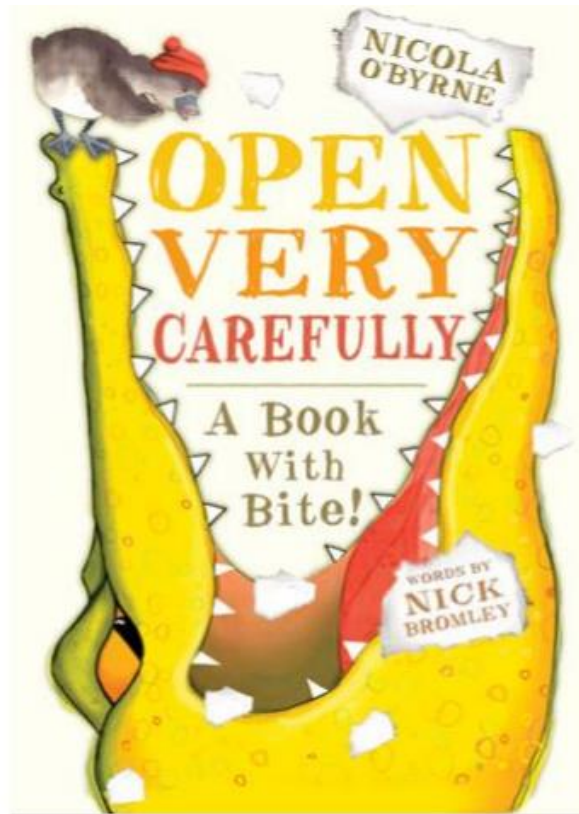
Table
5

Table
6

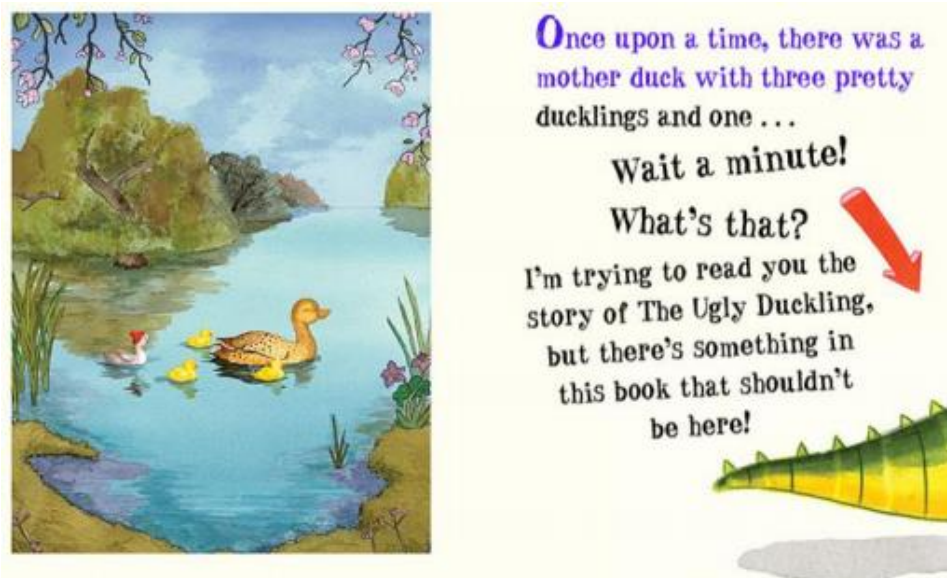
Explore the possible combinations of objects that each table could receive.

Reading Task (Prediction):

Front cover:



Page 1:



Task: Read the title, look at the front cover and the first page. Draw and label what you predict the story is about. Write a prediction about what animal you think could be in the book and give reasons why you think that.

Writing/ SPAG Task:

Non-Chronological Reports –

We write non-chronological reports to give people information about a particular subject. Some examples include: a non-fiction book, an information leaflet, a fact sheet or a fact file etc.

Structure:

- Uses a title
- Write an introduction paragraph giving information about who, what and where.
- Put your information into sections/ paragraphs
- Some information may be in fact boxes or bullet-point lists
- Give each section a subheading
- Use facts that you have researched
- Includes pictures with captions

Language:

- Uses formal/ factual language, e.g. habitat, astronaut, monarch etc.
- Present tense verbs
- Remember your full stops and capital letters
- Use that, because, when and if to create longer sentences

Task: Identify the features above in the non-chronological report below.

Pandas

Pandas are the national animal of China. They are related to bears and have black eye patches.


What do pandas look like?

There are two different types of panda. The giant panda is the most well known but the red panda also lives in the mountains in China. The red panda has a long tail and is the same size as a cat. The giant panda is much bigger and has black and white fur. Both the red and giant pandas have long, sharp claws that they use to climb trees and strip bamboo.



What do pandas eat?

Pandas are very fussy eaters. Most pandas only eat bamboo, a type of grass. A giant panda will eat half their own weight in bamboo every day.



A giant panda eating bamboo.

What do pandas do?

Pandas spend most of their time eating or sleeping. Young pandas like to play with each other and can be very naughty

Did you know?

Pandas are endangered and if they are not looked after could become extinct.

You may want to use a table similar to the one below the help you.



Challenge: Can you write the purpose of the feature. For example: we use a title to give us information about what the text is about.



Feature	Example in the text	★ Purpose ★