



Birches First School
Believe, Grow, Succeed



School Closure Home Learning

Year 4 Daily Tasks

Date: 15/5/20

NB: Tasks are planned for children to complete straight into their home learning books. Printing is not usually required – in some cases, questions may need to be copied out into home learning books. If you have any queries regarding this please email me at kcain@birches.staffs.sch.uk

Reading task - This work can also be accessed at <http://www.pobble365.com/>



Choose your work for today based on the pobble picture -

Question time!

What is Astrid holding in her hands?

Is it really magic?

Where did she find the item?

Why is she all alone in the forest?

What could happen next?

Perfect picture!

Can you draw what Astrid is holding in her hands? Can you draw what might happen next?

Writing/SPaG task

Writing (based on reading text)

Take a look at the pebble picture. Here's a story starter. Your job today is to continue the story. It is always useful to plan your ideas before you start to write. Remember to use impressive grammatical features!

Astrid held out her hands. She was alone in the forest, and an eerie silence surrounded her. All she could hear was the faint buzz, like a bee settling down on a flower, coming from the thing she held so protectively in front of her.

Her hands were suddenly filled with a comforting warmth, as a silvery light pulsed from the object. A tingle ran down Astrid's spine.

"It must be magic..." She muttered excitedly under her breath... "It must be!"

Maths task


Geometry – properties of shapes – reasoning and problem solving

1) Which shape is the odd one out? Explain your reasoning.



2) Do you agree or disagree with these statements? Explain your reasoning.


Agree or disagree?



The blue line is vertical

The blue line and the red line are parallel as they never meet

3) Agree or disagree?

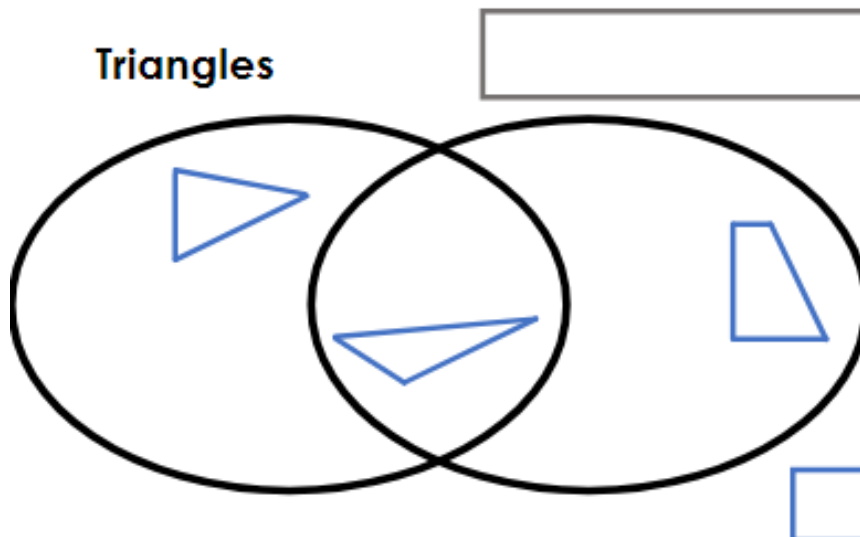


Explore

Write the missing heading for the Venn diagram.
Add shapes to each section.

4)

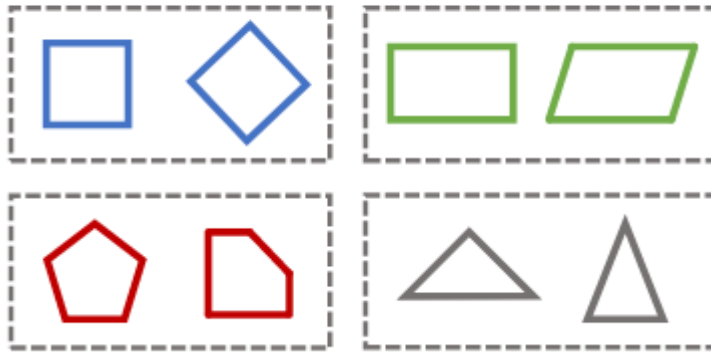
Triangles



5)

Explain

What's the same? What's different?



Picture News at Home <http://www.birches.staffs.sch.uk/picture-news-at-home-2/>