



Birches First School
Believe, Grow, Succeed



School Closure Home Learning

Year 1 Daily Tasks

- Please write the date before you start your work.

Monday 1st June 2020

Good morning Year 1. I hope you all had a lovely half term and you enjoyed the beautiful sunshine!

English (continued from before half term)

The Way Back Home by Oliver Jeffers.



Look at the picture of the boy in the story.

Brainstorm words and phrases to describe him.

I have put some in to help you!

His appearance (the way he looks)	His personality (the way he is inside)
	kind forgetful determined clever

Use your word bank to describe the boy (his appearance and his personality). You can use these sentence starters to help you.

The boy in the story is....

He is wearing....

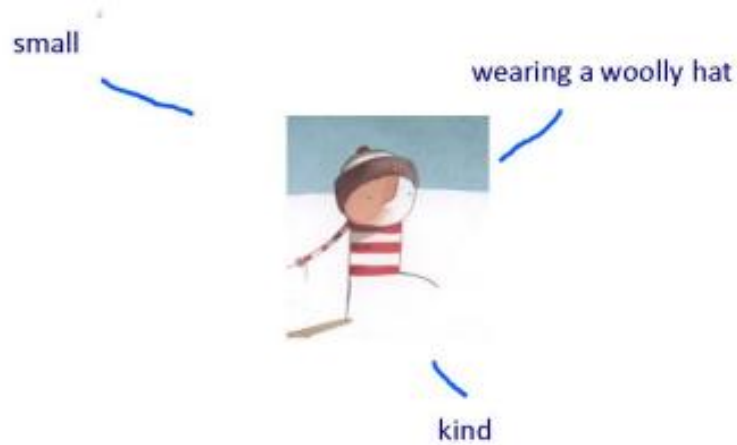
He is kind because...

He is forgetful because...

Draw a picture of the boy.

Label your picture with words and phrases to describe him.

Here is an example.



Reading

1. Choose a comprehension task to read.
2. Talk to an adult about what you have read.
3. Answer the questions.

clothes	shelf	room
blanket	floor	bed



Jane was very sad. She could not find her doll. Her mum said, "Look in your room. Maybe your doll is there." Jane looked in her room. It was a terrible mess. She started to clean her room. She put all the books on the shelf. She put her blankets on her bed. She picked up her clothes off the floor.

"I found her," Jane said. "My doll was hiding under my clothes. I think she was playing hide and seek." Jane put her doll in the dollhouse. Her room was clean, and now it was time to play.

The Missing Doll Questions

1. Circle the correct answer.

Jane lost her _____.

- a. pet
- b. doll
- c. truck

Jane found it under her _____.

- a. clothes
- b. blanket
- c. hat

Reading Comprehension task 2

Springtime Tadpoles

Every spring Max and his brother Will go to the pond at the end of their street to look for tadpoles. They love to catch them so they can watch them turn into frogs. This spring when Max and Will go to the pond to catch tadpoles, they see a painted turtle sitting on a log enjoying the sun. "Look at the cool turtle," says Will. "Should we try to catch it?" Max asks. Will responds, "I like catching tadpoles better." Max agrees with Will. They fill their bucket with tadpoles and head home. When they get there, they empty the bucket into a big, wide tub. They cover the tub with a screen so animals can't get to the tadpoles. They keep the tub in the shade so the water does not get too hot. Max and Will go to the pond every day to bring back fresh water and leaves from the bottom of the pond for the tadpoles to eat. After six weeks, the tadpoles grow into frogs. Then Max and Will take them back to the pond so they can live happily ever after.



Questions: 1.

Why do Max and Will love to catch tadpoles?

2. What do they see sitting on a log?

3. Where do they keep the tub of tadpoles?

4. What do they do once the tadpoles grow into frogs?



Maths

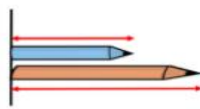
Children use and understand the language of length such as long, longer, short, shorter. They recognise this language will change depending on what type of length they are describing and comparing.

Choose *five* different objects to measure.

Use the non-standard units to measure each item that you choose.

I measured my _____ using Lego. The length is _____ Lego bricks long.








Use the words **longer** and **shorter** in the sentence stems to compare the length of the blue pencil and the orange pencil.



The blue pencil is than the orange pencil.

The orange pencil is than the blue pencil.

Which pencil is the longest? Which pencil is the shortest?

Task 1	Task 2	Task 3
<p>Choose your own objects.</p> <p>1b. Millie has been measuring pencils.</p>  <p>The pencils are not the same length.</p> <p>A. </p> <p>B. </p> <p>Is Millie correct? Explain your answer.</p>	<p>Choose your own objects. Scroll down for larger version of this.</p>  <p>Task 4</p> <p>7a. Sam has been measuring glue sticks.</p>  <p>Both glue sticks are 5 blocks long.</p> <p>A. </p> <p>B. </p> <p>Is Sam correct? Explain your answer.</p>	<p>Using blocks, find the length of four objects from around your house. Order them from shortest to longest.</p>

Order the objects below.

LONG	LONGER	LONGEST
