



Birches First School

Believe, Grow, Succeed



School Closure Home Learning Year 2 Daily Tasks

Thursday 21st May 2020 (Summer Term, Week 5 - Day 4)





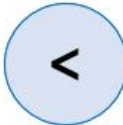

Home learning tasks are designed so they can be read from a screen and completed into Home Learning Books. This reduces/ removes the need for printing. In some cases, questions may need to be copied out into home learning books. Of course you may print the tasks if this is easier for your family but please do not feel that you have to.

Maths Task (Money):







Compare money:

Today we will look at comparing two different values in either pounds or pence. We will recap our learning using vocabulary of greater/ less than and use the inequality symbols (<, >, =).

Examples:


		
65p		44p
		
£15		£16

British Coins and Notes

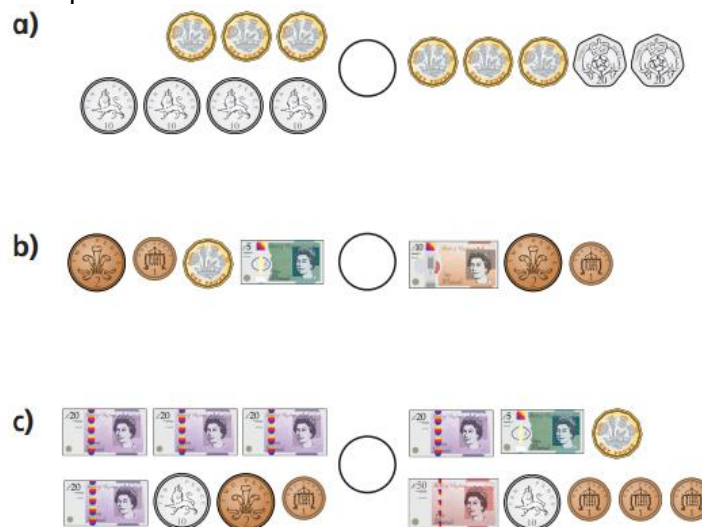
							
1p one penny	2p two pence	5p five pence	10p ten pence	20p twenty pence	50p fifty pence	£1 one pound	£2 two pounds
							
£5 five pounds	£10 ten pounds	£20 twenty pounds	£50 fifty pounds				

Task:

1. Which is the greatest amount of money in each pair?



2. Write $<$, $>$ or $=$ to compare the amounts.



3. Write $<$, $>$ or $=$ to compare the amounts.

£5 and 67p £2 and 67p

£10 and 9p £10 and 20p

£5 + £5 + 20p £10 + 10p

£20 + 10p + 5p 5p + £10 + £10 + 5p + 5p

4. Draw coins to make these correct.



Challenge




Use the clues to work out which coins the children have.

Anita



I have 3 silver coins that are all the same. I have more money than Millie but my coins are smaller.

I have 1 coin.
It is the largest silver coin.



Millie

Jerry



I have 2 coins.
They are the same coin as Anita.

Use < > or = to compare their totals.

Reading Task (Inference):

Infer the feelings of different characters. Write their thoughts in a thought bubble. Think carefully about how they may be feeling and how this would affect their thoughts.

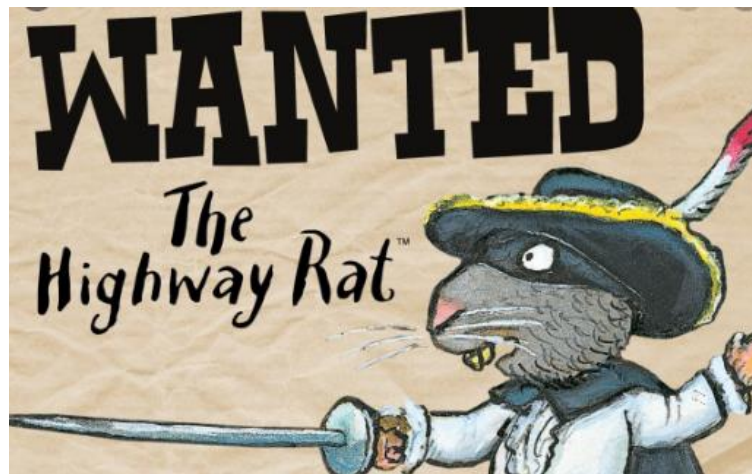
Listen/ read each part in the story again to help you. Write out the character's name with the thought bubble in your book.

<https://www.youtube.com/watch?v=bkVoYeCLIXU>




Writing/ SPAG Task:

Use your adjectives from Monday and yesterday to create a WANTED poster for The Highway Rat. You may want to use a similar layout to the one below. Remember to use expanded noun phrases in your description.



See the next page for an example template.

WANTED



Name:

Crime:

Character Description (use expanded noun phrases):

Reward (start your sentence with if or when):