



Birches First School

Believe, Grow, Succeed



School Closure Home Learning Year 2 Daily Tasks

Tuesday 19th May 2020 (Summer Term, Week 5 - Day 2)

Home learning tasks are designed so they can be read from a screen and completed into Home Learning Books. This reduces/ removes the need for printing. In some cases, questions may need to be copied out into home learning books. Of course you may print the tasks if this is easier for your family but please do not feel that you have to.

Maths Task (Money):

Select Money

Today we will look at selecting the correct coins to make an amount given. We will use our previous learning of coins and notes to help us.

A reminder that the total will be written using 'and' – for example: £5 and 30 pence or 5 pounds and 30 pence. NOT £5.30. Please encourage children to use pence rather than 'p' at this stage. Where 'p' is used in a question, when reading aloud children should read 'pence'.



Example:

Consider the pounds and pence separately.



How can we make £5?



How can we make 45 pence?



Task:

1. How many of each coin will you need to make the amount? Draw the coins.

73p.



£3 and 42p



£4 and 65p



2. Use money to fill the purses. You can only use each coin or note once. Cross them out once you have used them.



3. Find the total using the fewest amount of notes and coins as possible.




4. Which coins are missing?

£7 and 46p



5. Who do you agree with?

£12 and 36p.



I can make it with one note and 5 coins.

I can make it with two notes and 2 coins.











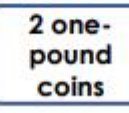





Challenge



Mr Sweet needs to escape the maze! To get across, he needs to collect £8 and 44 pence. He can move in any direction. Help Mr Sweet to find his way out of the maze.

START  →			1 five-pound note 		FINISH →
→		2 two-pence coins 		→	→
→		2 one-pound coins 		2 one-pound coins 	→

Is there more than one route he could take?

Reading Task (Vocabulary Focus):

You may need to remind yourself of the story of 'The Highway Rat'. Perhaps mute the sound and read the text instead?

<https://www.youtube.com/watch?v=bkVoYeCLIXU>

Task:

1. The author uses different words to describe how the Highway Rat speaks (e.g. declared, bellowed). Can you find any more?
2. The Highway Rat is described as a 'baddie' and a 'beast'. Can you think of any other words that might be used to describe him?

Writing/ SPAG Task:

Command sentences are direct instructions telling someone to do something. It is a type of sentence which instructs or orders an action to take place. It contains an imperative verb (bossy verb) – used to order someone to do something. For example: 'eat your dinner'. Other examples:



I'm Little Miss Bossy and I tell you what to do. I use an imperative verb at the beginning of my sentences to change them into a command.

Examples of imperative verbs:

hold

draw
order

place
play

fold
go

tidy
wash

sort
brush

What other imperative verbs can you think of?

Task: The Highway Rat's manners were 'rough and rude'. Can you make a list of good manners using commands to help the Highway Rat to be nicer to others?