



Birches First School

Believe, Grow, Succeed



School Closure Home Learning Year 2 Daily Tasks

Monday 11th May 2020 (Summer Term, Week 4 - Day 1)

Home learning tasks are designed so they can be read from a screen and completed into Home Learning Books. This reduces/ removes the need for printing. In some cases, questions may need to be copied out into home learning books. Of course you may print the tasks if this is easier for your family but please do not feel that you have to.

Thank you to those of you who have sent me your VE Day photos for the school magazine. I hope you enjoyed the 75th celebrations making more special memories with your families!

The School Magazine deadline has now been extended to Friday this week.
We would love some more entries!

Why not send in...

- Jokes (I know lots of you are good at telling them!)
 - Photos of you growing vegetables
- Stories (this could be the story you wrote for English)
- Share a recipe (and photo of you showing how delicious it is!)

Original post with extra ideas: <http://www.birches.staffs.sch.uk/calling-all-budding-journalists/>

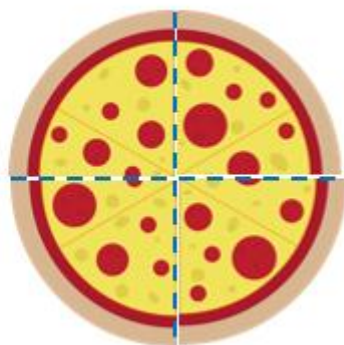
I look forward to seeing what you send in. Have another lovely week – have fun!
I miss you all lots! Stay safe!

Miss Hulme 😊

Maths Task (Fractions):

Find a quarter

When we are finding a quarter, we are splitting the whole into 4 equal parts. Remember our key word is equal. A quarter ($1/4$) is one of four equal parts. The methods we use are the same as when we found a half last week!



Example 1:


Ranjit has 12 sweets. He wants to share them equally with his three friends. How many sweets do they each get?



$$\frac{1}{4} \text{ of } 12 =$$

The whole is 12

We are sharing into 4 equal groups ($\frac{1}{4}$) – remember cross it out, put it in. Each group should be equal.



So a quarter of 12 is 3 (there are 3 in each group).

Example 2:

$$\frac{1}{4} \text{ of } 44 =$$

Again, we are not going to draw out 44 ones as this would take us a very long time!!! When we have larger numbers, instead of sharing the ones we can share the tens. Remember to count as you draw the tens and ones – each group should still be equal.



$$\frac{1}{4} \text{ of } 44 = 11$$

Task:

1. Work out one quarter of the sweets.



The whole is ____
A quarter of ____ is ____.

2.



The whole is .

$\frac{1}{4}$ of is .

3. Would you rather have...



Explain your reasoning!

4.

Darcey says...



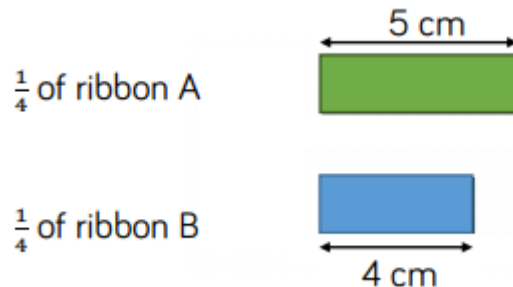
Finding a quarter just means splitting into four groups.

Is Darcey correct? Explain your reasoning!

5. Complete the answers:

$\frac{1}{4}$ of 28	→	<input type="text"/>	$\frac{1}{4}$ of 32	→	<input type="text"/>
$\frac{1}{4}$ of 8	→	<input type="text"/>	$\frac{1}{4}$ of 80	→	<input type="text"/>

6. Mo has two ribbons. He cuts $\frac{1}{4}$ from each ribbon



How long were Mo's whole pieces of ribbon?


Which ribbon was the longest? How much longer?



Challenge



How many different ways can you shade $\frac{1}{4}$ of this rectangle?




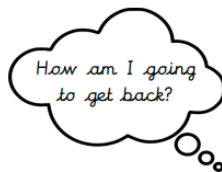

Reading Task:

This extract continues on from Friday's home learning.

Seaside Adventure (Part 3)

I must have drifted off. The next thing I knew, I woke with a shock as something touched my feet. I jumped up, expecting to see a dog licking me! This wasn't a dog. How long had I been asleep? Lapping at the bottom of my sandcastle was the sea. The tide must have come up. The beach seemed empty and I looked around to see if I could see my dad. It didn't take me long to realise that I had a bit of a problem. My part of the beach was the only part of the beach where the tide wasn't completely in. I was completely and utterly stuck!

1. What does it mean by 'I must have drifted off'?
2. What woke Ellie up?
3. What was Ellie thinking when she was stuck?



4. Draw a picture of what the beach looks like. Use details in the text to help you.

Writing/ SPAG Task:

A recount is a piece of writing that gives details of an event that has happened. Today you are going to write about your VE Day celebrations (or you could write what you would have liked to have done!).

Plan: Remember to plan your writing first. Draw a picture in the first box to remind yourself what happened so you can describe it clearly. Example plan below:

	1.		5.
	2.		6.
	3.		7.

Task: Write a recount about your VE Day celebrations (or what you would have liked to have done). Include a picture too! You may like to present this as newspaper report, diary entry, in a 'holiday news' style with a picture and text or be creative!

- Try to think of a different sentence starter or time work to use for each picture. For example: first, next, after that, finally etc.
- Try and plan in a conjunction you could use for each part too bringing in your learning from last week. For example: because, so, if, that, but, when etc.
- Remember to write in chronological order (the order that it happened).
- Use past tense verbs as you are describing what has already happened. Remember to use the rules we learnt last week.
- Remember to use description – range of adjectives in expanded noun phrases (e.g. _____, _____ cake).

You may like to send in your work for the school magazine! Have fun!