



Birches First School

Believe, Grow, Succeed



## School Closure Home Learning Year 2 Daily Tasks

Wednesday 6th May 2020 (Summer Term, Week 3 - Day 3)


Home learning tasks are designed so they can be read from a screen and completed into Home Learning Books. This reduces/ removes the need for printing. In some cases, questions may need to be copied out into home learning books. Of course you may print the tasks if this is easier for your family but please do not feel that you have to.

### Maths Task (Fractions):


#### Recognising a half, a quarter and a third.

When we are talking about fractions, we refer to the whole object or quantity as the 'whole'.

If we are talking about fractions we need to remember that each part should be **equal!**



each part is equal



each part is not equal

When we are splitting a whole into **halves**, we are splitting it into **two equal parts**.

$$\text{Half} = \frac{1}{2}$$



When we are splitting a whole into **quarters**, we are splitting it into **four equal parts**.

$$\text{Quarter} = \frac{1}{4}$$



When we are splitting a whole into **thirds**, we are splitting it into **three equal parts**.

$$\text{Third} = \frac{1}{3}$$



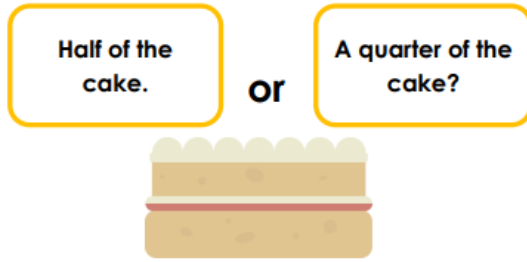
**Key word: equal!** Remember if it is not equal it does not show the fraction.

**Task:**

1. Which of these diagrams does not represent a third?



2. Explain your reasoning. Would you rather have...



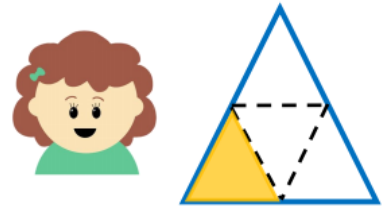
3. Split the balloons into 2 equal groups, 3 equal groups then 4 equal groups.



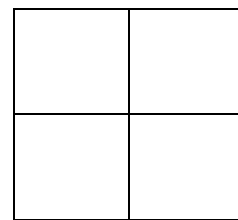
4. This is one quarter of Anita's shape. What could the whole shape look like? Draw different possibilities.



5. Darcey has found and coloured in one third of her shape. Explain the mistake she has made.



6. How many different ways can you shade in  $\frac{1}{4}$ ?



7. Which images show half?






## Challenge




Caleb is planting his vegetable patch.



cabbages



pumpkins



potatoes



carrots

He wants to plant split the patch equally into 4 sections for 4 different vegetables

The cabbages need to be planted next to the river.

The pumpkins need to be planted next to the carrots.

The potatoes need to be planted next to the grass.

Help Caleb plant out his patch. Is there more than one way?

### Reading Task:

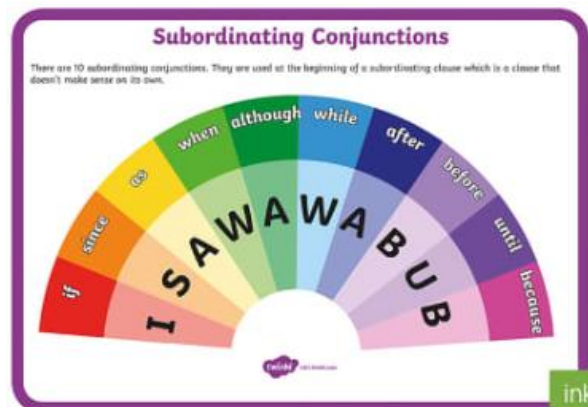
#### Seaside Adventure

*I couldn't believe it. I really couldn't believe it. I had won. I had really won. I'd never come first in anything before in my life. At school, my friend Lily won so many things and I was happy for her but I always wondered what I needed to do to get that shiny certificate or glittering trophy. Today must be my day!*

- How do you know the main character was feeling shocked?
- Why was the main character feeling shocked?
- Which word means the same as 'glittering'?  
Tinsel      dull      glistening      bold
- Prediction: The character says 'I had won'. What could she have won and why?

## Writing/ SPAG Task:

Recap: conjunctions are words used to connect words, phrases or clauses.



**Task:** Always, sometimes or never? Explain your reasoning.

**Always, Sometimes or Never?**  
*Conjunctions are used at the end of sentences.*

**Always, Sometimes or Never?**  
*Ranjit thinks, "The conjunction 'because' is used to explain why."*



**Always, Sometimes or Never?**  
*Anita says, "Every sentence I write must contain a conjunction."*



**Always, Sometimes or Never?**  
*Asha says, "The conjunction but must be used to link two different ideas."*



**Always, Sometimes or Never?**  
*The conjunction 'or' is only used to link single words.*



**Challenge:** Write your own always, sometimes or never statements about conjunctions.

