



Birches First School

Believe, Grow, Succeed



School Closure Home Learning

Year 1 Daily Tasks

Date: 03/04/20

English


Click on the link to find the story of Little Red Riding Hood. (There is free access to all parents) or you may have the story at home.

<https://www.twinkl.co.uk/resource/t-t-5157-little-red-riding-hood-story-powerpoint>

Read the story and follow the instructions below. Or search **Little Red Riding Hood Cut and Stick Character Description Sorting Activity on Twinkl for the sheet.**

Little Red Riding Hood Description Sorting

Cut out the words and stick them next to the right character.



gentle	scared	caring	nice	evil	wicked	mean
scary	friendly	cunning	red	old	strong	brave
nightdress	hat	axe	grandma	kind	sweet	sneaky

Challenge

Can you write a descriptive sentence describing each character?

Phonics/Mrs Savage Group

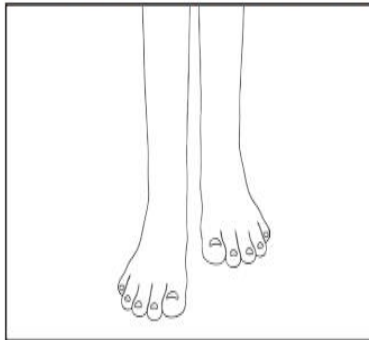
'oo' Short Vowel Sound Phoneme Spotter Story

Can you read the story below and highlight the 'oo' sounds? You may want to colour the pictures.

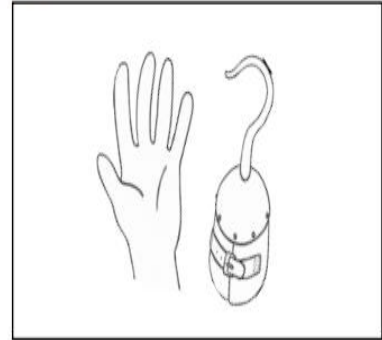
The Cook in the Wood



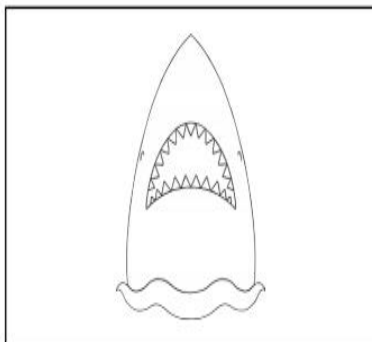
Deep in the dark woods, was a person. This person had not been seen for years.




She had a good foot and a bad foot so she had to hop.




She had a good hand and a bad hand. In fact, her left hand was a hook. This hook had been on her arm for fifteen years.



Fifteen years ago, a shark bit her hand off!



In the woods, she was sad. To cheer herself up, she was a cook. She was a good cook. She had some books too. Her best book was a cook book.


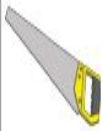































She cooked good things and sent them to shops for them to sell.

Phonics/ Mrs Stubbs Group

You have completed a phoneme table like this with me in class. Can you please complete the table below?

Alternative Spellings or/aw/our/augh/al

or	aw	au	augh	al	our
					
					
					
					
					
					

Maths

This is an active maths activity and although it has been planned for a group of children it can easily be adapted to use if the whole family join in! I would love to see some pictures. Please email them to nstubbs@birches.staffs.sch.uk

THREE-DIMENSIONAL CONSTRUCTION CO.

YEAR
1

Area of Maths: Geometry: Properties of Shapes

Skill: Recognise and name common 3-D shapes [for example, cuboids (including cubes), pyramids and spheres].

YOU WILL NEED...

Equipment:

You will need pencils, pens, paper, an assortment of boxes and containers for this activity.



Instructions:


1. Start the session by giving every child a box or container.
2. Ask them to describe the shape, sides, corners etc to their shoulder partner.
3. Can anyone name the shape of their container? Discuss.
4. Sort the children into small groups of about 5, each child will need their container/box with them.
5. Task each group with putting their containers together in different ways to make a robotic creature. This could be lying down flat on the floor, or table. Alternatively, it could be stacked up vertically.
6. Ask the children to give their creation a name and identify all the shapes within it, each group in turn.
7. Play again with the boxes and containers redistributed and create new groups.



An extra activity if you want to do it. Can you count the shapes and record the amounts? Remember to cross off each shape as you count them.

3D Shapes

I Spy and Count to 20



Have fun!

Mrs Stubbs

