



Key Stage One (Y1 & Y2) School Closure Home Learning Tasks



Dear Parents, during this period of school closure, here are some learning tasks for children to complete to support their ongoing development of skills and knowledge. Please support and encourage your child with their tasks. A workbook will be sent home in which they can record their learning. (Straight onto paper or paper stuck into books). Some tasks may have a specific outcome whilst others may be more open ended, allowing your child to decide on the final outcome. Children are reminded that work should be presented to the same standard as we would expect in school.

Additional tasks will also be uploaded to each year group's Home Learning tab. Please refer to our School Closure Home Learning letter (found in Whole School Letters) for additional suggestions and resources that are available to you.

In our 'Children' tab of the school website you will find a number of suggested websites to support home learning in a range of subjects.

Many thanks.

Maths

Investigate and find out what grows around your house. Can you research and name the plants? Make a bar chart or a tally chart to show which is the most popular.



Use 2paint (Purplemash) to design your own Easter egg. You must include different 2D shapes and repeating patterns. Can you create a line of symmetry, too?


Geography

Design your own Easter egg hunt around your house, garden or local area - create your own map showing where the Easter eggs are. Use symbols and a key on your map.



Keep a diary about the weather each day for a week, make an entry at breakfast time, lunchtime and tea time. What weather did you see most of? Choose one day and do your own weather forecast and share with your family.


PSHE



As Spring approaches, you may notice signs of new life springing up around you. Choose a gift you would give to a new born baby and explain why.

English

Create your own acrostic poem for SPRING



Write a set of instructions for how to look after a plant. Remember to include a 'what you need' section too!

Art/ Design

Vincent Van Gogh created a famous painting of Sunflowers showing sunflowers in different stages of life (full bloom to withering). Create your own sketch of a plant or a flower in different stages of its life.



You may want to use different media (e.g. paint, watercolour, pencil etc.).

Make or design a bird feeder. Can you label the parts? Challenge yourself and write instructions for how to make it.

RE

Retell the Easter story or create a poster informing your friends about the importance of Easter to Christians.



History

Research why we have Easter eggs and the Easter bunny. Use this link as a starting point:

<https://www.bbc.co.uk/newsround/17597617>

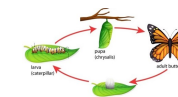


Make your own project about a famous person of your choice, they can be alive or from history. What can you find out about them?

Science

Go on sensory spring walk. What can you see? What can you smell? What can you hear?

Choose a woodland animal. What can you find out about its habitat? Include where it shelters and what it eats.



Find out about the life cycle of an animal. Present your information in a creative way!

Health and Wellbeing

Go on 'Go Noodle' or set yourself a physical challenge.

e.g. 10 star jumps Monday, 15 star jumps Tuesday, 20 Wednesday etc.

