



Birches First School

Believe, Grow, Succeed



School Closure Home Learning

Year 2 Daily Tasks

Thursday 26th March 2020 (Week 1- Day 4)

Maths Task (Addition and Subtraction):

10 more and 10 less –

When we are adding and subtracting 10 from a number we need to understand and use place value to help us. We do not need to count on 10 ones!

Look at how many tens the number has got. E.g. 34 has 3 tens. What is 1 more ten? What is 1 less ten? Remember we are not just adding '1' it is worth 1 ten!

Task:

Q1: Continue the pattern.

$4 + 10 = 14$
$14 + 10 = 24$
$24 + 10 = 34$
$34 + \underline{\quad} = \underline{\quad}$
$\underline{\quad} + \underline{\quad} = \underline{\quad}$

Q2: Copy and complete the missing gaps below:

10 less	Number	10 more
	21	

10 less	Number	10 more

10 less	Number	10 more

Q3: How much money does each child have?



I have 10p less than Anita.



Marlon



I have 10p less than Alfie.

I have 10p more than Marlon.




Alfie

Q4: A sunflower grows 36cm tall on Monday. It grows 10cm each day.

How tall is it on Thursday?



On Friday, the 10cm head falls off. How tall is it now?

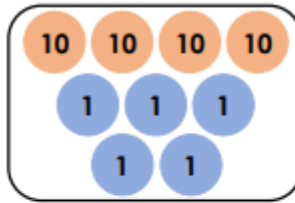


Find the odd one out. Explain your answer.

A.

10 more
than 35

B.



C.

45

D.

10 less than
45

E.

10 less than
55

F.



Reading Task (Vocabulary):

Mary Seacole was a very special lady who looked after the soldiers during a difficult time. Read the text below then answer the questions in your Home Learning book. Before we start answering the questions using the information from the text, it is important that we know and understand what all the vocabulary means.



Remembering Mary Seacole



WATCH

We will be sharing a special film about the life of Mary Seacole. You won't want to miss it!

LISTEN

Special guest speakers from the British Army and The London Nursing College will tell you all about Mary Seacole and her incredible work.

TRAVEL

Learn about Mary's travels to Cuba, the Bahamas and England. Learn more about Jamaica, where Mary was from.

The History of Nursing Museum would like to invite you to a very special event.

Please join us at:

**The History of Nursing
Museum
in the Grand Hall**

**14th May
12:30 – 3:30**

On the anniversary of Mary's death, we will remember all that she did for Britain.

In the Crimean War, Mary helped Britain's sick and injured soldiers. During these hard times, she gave out food and water along with clothes and blankets. She was called 'Mother Seacole' by the soldiers.

Mary was a very kind and caring woman and we hope to share our love for her with you.

VISIT

Come and see our special exhibition while you are here. Learn all about The British Hotel that Mary opened to look after the soldiers. Take a look at the replica we have built to get a better idea of what it was like.

REMEMBER

Take a look at the artwork, stories, news reports and poems about Mary. She was loved by many people as she was so caring and kind.

EAT

Try some stew and rice pudding, just like the food Mary served to the soldiers.

DONATE


Help us to raise money for the British Army.

Write your own definition (meaning) of the words below from the text.

incredible	exhibition	injured	replica
------------	------------	---------	---------

Writing/ SPAG Task:

Recap from yesterday: WAGOLL (What a good one looks like!)



Edgar rose high up into the orange, tinted sky with his orange, transparent wings shining in the sunlight. When he gracefully beat his wings, he flew higher than the tallest tower of the castle. He could be seen from miles away because his spines jutted out of his smooth, green back like daggers and his wide, fierce grin displayed sharp, jagged teeth. Occasionally, he would snort hot, orange fire through his enormous, round nostrils so he could warn off unwanted visitors. His thunderous, echoing roar made the ground tremble for miles around. Edgar appeared to be ferocious and dangerous but he was lonely and missed the company of his friends.

Task: Write your own character description based on the dragon in the picture below. Remember to use your expanded noun phrases from Tuesday and your conjunctions from yesterday too!

Writer's toolkit:

- Range of interesting adjectives (describes the noun)
- Expanded noun phrases (2 adjectives with comma)
- Punctuation – capital letters and full stops. You could even use commas for a list!
- Range of conjunctions – e.g. and, but, so, if, when, while, until, because etc.
- Range of sentence openers.

Challenge: Can you include prepositions in your writing to show where it is (e.g. Along the dragon's back... etc.)

