



Welcome to Birches
First school

Early Years Induction

2024-2025



Welcome from the Headteacher

Children develop more rapidly during the first five years of their lives than at any other time.

Getting children off to the right start. That's the aim of Birches Nursery! Quality adult interactions whilst promoting nurturing relationships and high-quality education to meet the needs of the individual are at the heart of all Birches First School strives to achieve.

'Believe, Grow, Succeed...to be the best 'me' I can be'

Birches First School

Our Values



We have a set of Birches Values which we promote and celebrate throughout all aspects of school life.

Our values are:

- Belief
- Independence
- Resilience
- Curiosity
- Honesty
- Enthusiasm
- Success

Our Birches Values

B
I
R
C
H
E
S

Belief
Independence
Resilience
Curiosity
Honesty
Enthusiasm
Success

Honesty



Meet the Reception Team!



Mrs Buckley
EYFS Lead / Reception Teacher



Mrs Bleakley
Reception TA (am)



Mr Hallmark
Reception TA (pm)

EYFS
Teaching
Assistants



How do we learn in Reception?

The Early Years Foundation Stage Curriculum – EYFS

Our children at Birches First School will be learning skills, acquiring knowledge and demonstrating their understanding through 7 areas of learning and development.

3 Prime Areas include:

Communication and Language

- Listening, Attention & Understanding
- Speaking

Physical Development

- Gross motor skills
- Fine motor skills

Personal, Social and Emotional Development

- Building Relationships
- Managing Self
- Self-Regulation



How do we learn in Reception?

The Early Years Foundation Stage Curriculum – EYFS

4 specific areas of the EYFS include:

Literacy

- Comprehension
- Word Reading
- Writing

Understanding the World

- People, Communities and Cultures
- The Natural World
- Past and Present

Mathematics

- Number
- Numerical Patterns

Expressive Arts & Design

- Creating with Materials
- Being Imaginative and Expressive



Characteristics of Effective Learning

Characteristics of Effective learning underpin everything we do in EYFS. Much of our learning in EYFS is through play. Children have opportunities to investigate and explore. Learning in EYFS is hands on, children need to experience new things in order to learn. And of course it all makes learning fun! Through play, children have the opportunity to solve problems, make links and develop resilience, all skills that they need to be effective learners as they go through their school life.





Birches First School-Life in Reception

- In Reception your child will be fully integrated into Birches First School.
- They will have the opportunity to represent their class on the school council.
- They will join in with assemblies tailored to their age and understanding.
- They will eat lunch in the school hall and begin to enjoy time on the large playground at lunchtime.
- They will have an extra games session with an external sports provider as part of their physical development for multi-skills.
- They will have a small amount of homework each week.
- They will have access to our online maths subscriptions 'Ten Town' and Numbots'.
- They will have the opportunity to share achievements through Tapestry, Show and Tell, The Chatterbox.
- They will receive awards in assembly- Merits and Gold Star.



A Typical Day in Reception

- 8.30- Children will be greeted on the playground where they will line up ready to come into school.
- Dough disco.
- Time for phonics.
- Next we will learn some new words linked to a story- Get up stand up vocabulary!
- Story time.
- Choosing time- it's time to play!
- Maths- children will learn about number, shape, space and measure.
- 11.50- Lunchtime!
- Topic input
- Choosing time- it's time to play!
- Story time.
- 3.05pm- Home time- children will be dismissed onto the playground to you.



Health

- **Our first priority above all else is to keep your child safe.**
- Staff need to be aware of your child's medical background, in particular any allergies (e.g. bee stings, dairy food), any dietary restrictions (e.g. vegetarian or Halal) and any medical conditions that are important for us to know (e.g. asthma or eczema).
- We can only administer medicines that need to be taken 4 or more times a day.
- We use 'Marvellous Me' to communicate accidents with you. We will phone if there is a more serious concern.
- Please make sure that contact details are always up to date.



Keeping Your Child Safe

- Please tell us who is collecting your child if it is someone different- they will need to know the 'password' that you have given to us if they have not collected before.
- Be patient with us at dismissal, especially in the early days! We are keeping your children safe.
- Safeguarding leads in school are-

Miss S Varricchione Headteacher Designated Safeguarding Lead		Miss S Hulme Assistant Headteacher Deputy Designated Safeguarding Lead (Year 2)	
Mrs E Buckley Deputy Designated Safeguarding Lead (Reception/EYFS Leader)		Mrs C Banks Club Manager/Y3 Teaching Assistant Deputy Designated Safeguarding Lead	



Behaviour

- At Birches First School we have a set of Golden Expectations.



Golden Expectations

We care for everyone
and everything

We are polite

We tell the truth

We listen

We walk in school

We work together

We always try to be
the best 'me' I can be!

We believe that positive reinforcement is the most effective way to teach children good behaviour.

In the early days, we will reward good behaviour with stickers, verbal praise, sending home a wow moment on Tapestry or Marvellous Me.

Once children are settled, we will introduce our 'Good to be Green' behaviour system that is used throughout the whole school. We will communicate this to you when it is introduced and explain it in detail.



My First Day

Be Ready...

- Good bedtime
- Morning routine
- Healthy breakfast
- School uniform -all labelled!
- Velcro shoes –both labelled!
- Calm start to the day


Bring...

- Your smile
- Your book bag –named!
- A small bag with spare t-shirt and underwear –named!
- A water bottle –named!



School Uniform

- Grey trousers or skirt
 - White Birches embroidered polo shirt
 - Red Birches embroidered sweatshirt/cardigan
 - White or grey socks/ red or grey tights
 - Summer dresses (Summer term only) red and white checked. No jumpsuits or culottes.
 - Sensible black shoes – not trainers or trainer style
-
- Book bag embroidered (donated by PFA).
 - Long hair must be tied back. Bobbles and slides must be red or white.
 - Earrings- small studs only. Children must have earrings taken out for PE.
 - Children will need a pair of wellies that they can leave in school at all times.



PLEASE LABEL EVERYTHING!!!!



School Uniform- PE and Games

P.E sessions-

- White Birches embroidered T-shirt
- Red shorts
- Red zipped Birches hooded embroidered jumper
- Red Birches drawstring bag

Games sessions-

- Trainers- black or white Velcro if they cannot tie laces
- White Birches embroidered T-shirt
- Black jogging bottoms
- Red zipped Birches hooded embroidered jumper



School Uniform- Forest School

At Birches we are lucky to have a fabulous outdoor Forest School area.

Children will need Forest School kit for this.

Forest School kit consists of some clothes that you don't mind getting dirty!

Children can wear-

Joggers

Hoody/ warm jumper

Puddle suit/ all in one waterproof.

Wellies.

In a named bag please.

We advise sending wellies into school to leave in school all year round.





Food and Drink

Lunch:

- School lunches are free to all Reception, Year 1, Year 2 children.
- Menu available on school website and via Marvellous Me.
- Menu options include vegetarian option and jacket potato.
- School sandwiches are available but must be booked in advance.
- You have the option to provide a packed lunch.
- Children will learn to become independent in getting their lunch and carrying it to their table but there are lots of adults to support in the first few weeks.
- Snacks- children are provided with fruit each day. You can provide fruit for your child's snack if you wish.
- Please send children to school with a named water bottle.
- Children will be offered milk each morning.



Phonics



- Phonics is how we teach children to read and write in the early days.
- Phonics is taught every day.
- We use the 'Little Wandle Scheme'.
- We will send links to our phonics learning each week so that you know what your child is learning and can help to support them at home.
- Children will rapidly learn new sounds and letters. We advise that you purchase some Little Wandle phonics cards to practice the sounds at home.
- Children will learn their first set of sounds and be able to blend sounds to read some simple words before they are ready to bring home a reading book. This is usually after about the first 6 weeks in Reception, for some it might take a little longer.







Phonics







- We will send links to our phonics learning each week so that you know what your child is learning and can help to support them at home.

- Click on the following links to hear how we teach children to say the sounds-
- [How to pronounce Phase 2 sounds](#)
- [How to pronounce Phase 2 sounds- Autumn 2](#)





	Little Wandle - Letters and Sounds EYFS Phonics Home Learning	
Phase 2 – Autumn 1 Week 1		

Please support your child to practise and reinforce the phonemes and graphemes we are learning in school.
More information and support can be found on the Little Wandle website - <https://www.littlewandlelettersandsounds.org.uk/resources/for-parents/>





Phonemes we will be focusing on this week in school –

s snake 	a astronaut 	t tiger 	p penguin 
--	--	--	--

We will be learning to recognise and write the letters using the rhymes.

s snake 	Under the snake's chin, slide down and round its tail.	a astronaut 	Around the astronaut's helmet and down into space.
t tiger 	From the tiger's nose to its tail, then follow the stripe across the tiger.	p penguin 	Down the penguin's back, up and around its head.

Can you match the initial sound to these pictures?

			
---	---	---	---



Settling in...

- Parents can be anxious too!
- We will try to communicate with you as much as we can, especially during the early days.
- 'Welcome to Reception' meeting in September where we will go through our homework, online subscriptions (Ten Town, Numberbots), Phonics, Boom Reader in more detail. You will be given subscription log ins during this meeting and we will answer any questions you may have.



How will we communicate with you?

- Monthly newsletter- informs you what has been happening in school and what is coming up. Sent out via Marvellous Me.
- Letters sent out via Marvellous Me.
- Surveys- google forms.
- Marvellous Me- information, first aid, homework, curriculum.
- Tapestry- for sharing learning, Wow moments.
- Face to face- speak to myself or Mr Hallmark on the door at drop off. If we are not on the door, please ask another member of staff and they will inform us.
- Parent's Evenings.
- Reports twice a year.
- Phone- 01902 297910



And finally...

We are always willing to answer your questions.
Please message the office@birches.staffs.sch.uk
or Reception Teacher
yr@birches.staffs.sch.uk

No question too small- any messages will be
communicated directly to the teacher who will
reply at a convenient time.



We look forward
to seeing you in
September!