






Welcome to Year 1' Meeting



Believe, Grow, Succeed... to be the best 'me' I can be!



Meet the Staff




Mr Jones

Teacher




Mr Hallmark

Teaching Assistant - Mornings




Transition




- Transition from EYFS to Year 1 is a very important time in a child's development and time in school.
- Continuous provision: The learning environment in the Year 1 classroom will reflect elements of EYFS. This will gradually decrease throughout the year to ensure children are ready for Year 2.
- Adult led activities will gradually increase throughout the first half term.





What will my child learn?



National Curriculum

Maths
(Fluency Bee)

Phonics

English
(Handwriting)

Phonics
Group
(Reading)

Science

History

Geography

Design
Technology

Art


Music

Computing


RE

PSHE/ RSE

PE/ Games



Our Typical Week



Birches First School


Year 1 Class Timetable 2023-2024

Autumn 1


	8.30-8.45am	8.45-9.00am	9.00-9.25	9.25 - 9.30	9.30-9.40	9.40-10.25am	10.25-10.40	10.40-10.55	10.55-11.10	11.10-11.50	11.50-12.00	12.00-1.00	1.00-1.10	1.10-1.55	1.55-2.05	2.05- 3.00	3.00-3.10	3.10
Monday	Register/ Check ins/ Morning Task – Retention/ Phonics Reading Groups	Assembly D7 – Reading Group EBL – Reading Group JS – Reading Group	Phonics	Daily Mile	Handwriting	English	PLAYTIME AND SNACK	Continuous Provision D7 – Reading Group EBL – Catch Up	Fluency Dee	Maths	Interventions as required	LUNCHTIME	CLASS READER	PE	PLAYTIME	Music Continuous Provision	PREP FOR HOME	HOMETIME
Tuesday		Assembly EBL – Reading Group JS – Reading Group			Handwriting	English		Continuous Provision D7 – Reading Group EBL – Catch Up		Maths				RE Continuous Provision		Games		
Wednesday		Assembly D7 – Reading Group EBL – Reading Group JS – Reading Group			Handwriting	English		Continuous Provision D7 – Reading Group EBL – Catch Up		Maths				Science		Science		
Thursday		Assembly D7 – Reading Group EBL – Reading Group JS – Reading Group			Handwriting	English		Continuous Provision D7 – Reading Group EBL – Catch Up		Maths				Geography/ History		Computing		
Friday		Celebration Assembly			Handwriting	English		Continuous Provision D7 – Reading Group EBL – Catch Up		Maths				Art/ DT		2.05pm Celebration Assembly		
																2.30 pm Whole School Golden Time		

What will my child learn?






What is my child learning?



Year 1 Class Curriculum Newsletter

Autumn Term 1 2023-2024 Mr Jones



Changes in Living Memory



Save the Date

September

- 4 Staff Training Day 8.30am start - School Closed
- 5 School opens for pupils
- 14 Ronald Dahl Day (in class activities)
- 20 Individual/Sibling Photographs
- 21 Dogs Trust
- 22 Jeans for Genes Day
- 29 MacMillan Coffee Morning 8.30am to 10.30am

October

- 2 Grandparents Day
- 2-8 Dyslexia Friendly Awareness Week
- 4 Phonics Workshop for parents 6.00pm Year R/1
- 10 World Mental Health Day
- 16 YR-Y4 Parent Interviews 3.30 - 6.00pm
- 17 English Workshop for Parents 6.00pm
- 19 YR-Y4 Parent Interviews 4.00pm - 7.00pm
- 27 School Council Fund Raising Day
- 30-3 Half Term

English

This term, we will continue to read a range of quality texts to develop pleasure in reading and improve our comprehension skills. The children have access to a wide range of stories from our class library, which they can enjoy throughout the school day. We will be learning about the stories with repetitive phrases, and will be teaching the skills of punctuation during this time. We will also be learning about labels, lists and captions. We will focus on using the full stops and capital letters to demarcate the start and ending of sentences and will be trying to ensure that finger spaces separate all our words.

Art: We will develop our Art and Design Skills by learning about different types of line and how we can combine this to make different types of drawings.

Design Technology: We will explore making windmills out of simple materials.

Music: As musicians, we will be studying pulse and rhythm and linking it back to 'All About Me'.

Religious Education: We will talk about how different religions care for each other.

Computing: On Purple Mash this half term, we will be covering online safety and looking at how we can group and sort objects, both on and off the computer.

History

As Historians, the children will be finding out about how things have changed within living memory (100 years). This will involve looking at the children's grandparents and comparing childhoods with what the children experience today. This will include looking at the changes in communications throughout the years, houses and the types of toys and how they have developed.

Maths

In maths this half term, we will be covering place value (within 10), using concrete pictorial and abstract resources and questioning to promote a greater understanding within the children. We will then be using our place value skills to help us with our addition and subtraction (within 10), looking at how to write a calculation and how to answer them using concrete materials and also using mental skills too.

Science / STEM

This term, the children will be starting our new topic of Seasonal Change and Animal including Humans. Seasonal Change will be covered throughout the year and will be focusing on the season of Autumn this term. We will also be looking at naming different animals and looking at the diets of common animals that children may be familiar with.

PE / Games: We will be developing fundamental movement skills, specifically focusing on mastering basic movements. Children will also begin to participate in team games during parachute games and teambuilding.


PSHE: We will learn about 'Me and My School'.

British Values Focus: Individual Liberty.


Basic Values Focus: Belief / Success.

Believe, Grow, Succeed.... To be the best 'me' I can be!





Maths



White Rose
Maths



Progression in calculations: Addition

Subsidiary: sum, total, parts and wholes, plus, add, altogether, more, 'is equal to', 'is the same as'.


Active and strategies	Concrete	Pictorial	Abstract
Combining parts to make a whole Part-whole model	Use cubes to add two numbers together as a group. Encourage children to move the object as they count so they do not count it twice. Or in a bar: 	Use pictures to add two numbers together as a group. Or in a bar: Encourage children to cross out the pictures as they count so they do not count it twice.	Use the part-part-whole below to move into the abstract. $5 + 5 = 10$
Counting at the number line Counting on	Start with the larger number on the bead string and then count on to the smaller number 1 by 1 to find the answer. Counting on using number lines, cubes or Numicon.	Start at the larger number on the number line and count on in ones or in one jump to find the answer. A bar model which encourages the children to count on, rather than count all. 	Place the larger number on the smaller number line. The abstract number What is 2 more than 5? What is the sum/difference?

Calculation
Policy

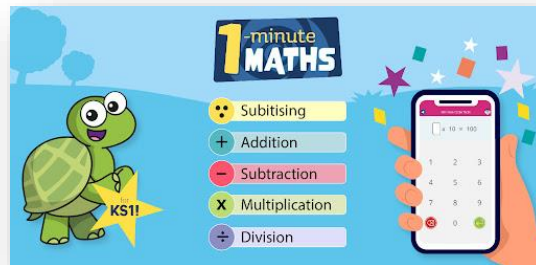
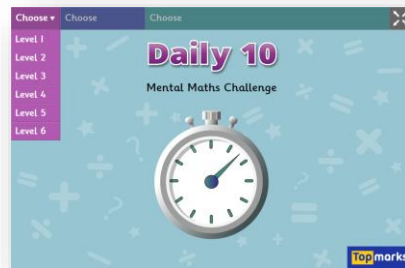

Knowledge
Organiser

T	O





How to support my child with Maths









Phonics

- Continue to use systematic synthetic phonics programme validated by Department for Education.
- Phonics sessions take place every day in school with a trained Little Wandle Teacher or Teaching Assistant.
- Most children will now be secure with Phase 2 and 3. There are two more phases children need to be taught before the end of Year 1.
- Children will take the statutory Phonics Screening Check in June 2025.

Phonics Workshop –
Autumn Term

Section 2	
brend	
throst	
stret	
spraw	

Section 2	
label	
vanish	
blossom	
thankful	



How to support my child with Phonics

Grow the code grapheme mat Phase 2, 3 and 5

s	t	p	n	m	d	g	c	r	h
ss	tt	pp	nn	mm	dd	gg	cc	rr	hh
c			kn	mb			ck	wr	
ce							cc		
st							ch		
sc									
b	f	l	j	v	w	x	y	z	qu
bb	ff	ll	jj	vv	ww	xx	yy	zz	qu
	ph	le	dge	ve				se	
		al	ge					ze	
ch	sh	th	ng	nk	a	e	i	o	u
tch	ch				ea		ly	oa	o-e
ture	ti							ou	
ssi	si								
ci									

Grow the code grapheme mat Phase 2, 3 and 5

ai	ee	igh	oa	oo	yoo	oo	ar
ay	ea	ie	o	ue	ue	u	a
a	e	i-e	o-e	u-e	u	oul	al
a-e	e-e	y	ou	ew	u		
eigh	y	y	ow	ui	ew		
ey							
ea							
or	ur	ow	oi	ear	air	su	
aw	er	ou	oy	ere	are	si	
au	ir			eer	ere		
aur	or				ear		
oor							
al							
oar							
ore							



Name: _____ Class: _____

Year 1 Phonics for Little Wandle



Autumn Term Workbook



Phase 2 and 3 Phonics Mat



Phase 2, 3 and 5 Phonics Mat



Phase 2 Graphemes and Rhymes Part 1



Phase 2 Graphemes and Rhymes Part 2



Phase 3 Graphemes



Pronunciation Video for Parents: Phase 2 Part 1



Pronunciation Video for Parents: Phase 2 Part 2



Pronunciation Video for Parents: Phase 3

We have slightly adapted the Little Wandle rhymes. Please refer to school website for school rhymes.



Year 1 Reading

- Reading Sessions (phonics) - Three times a week
- Books are carefully matched to children's secure phonic knowledge and word reading.
- When children take the book home to read, they should be 90% fluency. Please do not worry that the book is too easy – it needs to develop fluency and confidence in reading.
- Phonics books will be changed every week. Books should be in school every day. **Please record any reading on Boom Reader (minimum once a week)**
- Children will have the opportunity to go to the school library weekly. Please log reading on Boom Reader.

Decoding

Prosody
(intonation/
expression)


Comprehension




Please read with your child for 10 minutes every night.
Reading to children is also extremely important!

English


WALT: To use sequence a story correctly.
TASK: To retell the story 'Where the wild things are'.



One night Max wore his wolf costume and made mischief of one kind. He got a hammer and a pin and he had a string. ^{Then} he made a den. Next he chased his fluffy dog because he wanted to eat him. His mom called him wild thing. ^{Next} he was sent to his bedroom with nothing to eat. Later that night a forest grew. Max sailed in his private boat and over a year he got to where the wild things are. He saw some scary horrible monsters and they had yellow eyes.
















National Curriculum Spellings




the	you	where
a	your	love
do	they	come
to	be	some
today	he	one
of	me	once
said	she	ask
says	we	friend
are	no	school
were	go	put
was	so	push
is	by	pull
his	my	full
has	here	house
I	there	our

A cheerful cartoon pencil character with a yellow body, a pink eraser at the top, and a blue and white striped band near the bottom. It has a smiling face with rosy cheeks and is standing on a black horizontal line with its arms raised in a happy gesture.

Phase 2 grapheme information sheet		Autumn
Grapheme and mnemonic	Pictus and	Pronunciation phonics
 j	 j jump	Pucker your lips and then your tongue as you jump as you say [j]
 v	 v volcano	Put your teeth against your tongue and make a hissing noise every time
 w	 w wave	Pucker your lips and wiggle them around as you say w
 x	 x box	Wiggle your teeth push the teeth round through as you say x
 y	 y yo-yo	Stick your tongue in the top of your mouth, wiggle and pull
 z	 z zebra	Draw the top of your teeth and wiggle to a sound zzzzzzz
		Put the tongue against the bottom of the teeth, and back up to the top
		From the top of the tongue to the bottom, or the same from the bottom, wiggle up
		Draw at the top, then across to the bottom of the line. Draw at the top, then across to the bottom of the line.
		Draw and model the grapheme then follow the string making
		Zip across, wiggle down and across the zebra



PE/ Games Health and Safety (including clubs)



Participation

All pupils are expected to participate in PE/ Games lessons.

Alternative tasks if there is an injury or illness (agreed by Headteacher).

PE/ Games Kit

Please ensure children have correct kit. Trainers – black or white. Velcro unless child ties shoelaces.

Jewellery

All jewellery including earrings must be removed.

Religious artefacts need to be removed or made safe.

Forest School

Children will participate in Forest School for one half term throughout the year.

Hair and Nails

Long hair should always be tied back. Nails need to be sufficiently short to prevent injury to self and others.

Watches

All watches (including fitness watches and wristbands monitoring activity) should be removed for all PE lessons, clubs and activities.



PSHEe/ RSE



- Relationships and Health Education is a compulsory part of every school's curriculum including:
 - Relationships
 - Physical health and mental wellbeing
- Relationships and Health Education will be covered through our Personal, Social, Health and Economic education (PSHEe) lessons which are taught weekly.
- A letter will be sent to parents before any sensitive issues are discussed so parents are fully aware when a particular subject is being taught including key vocabulary.

Behaviour Policy



Golden Expectations

We care for everyone
and everything

We are polite

We tell the truth

We listen

We walk in school

We work together

We always try to be the best 'me' I can be!



Gold Card



Silver Card

Bronze Card



Verbal Warning (Warning 1)

**Warning
Card**

**Consequence
Card**



Golden
Time!



Golden Table

Safeguarding Leads

At Birches First School the safety of our children is of upmost importance. It is everyone's responsibility to safeguard our children but speak to one of the people below if you have concerns.



Miss Varricchione
Headteacher
Designated
Safeguarding Lead

Miss Hulme
Teacher/
Assistant
Headteacher/ SENCo
Deputy Designated
Safeguarding Lead



Mrs E Buckley
EYFS Leader/
Reception
Deputy Designated
Safeguarding Lead



Mrs Banks
Club Manager/
TA
Deputy Designated
Safeguarding Lead












Pupil Premium

- Pupil Premium funding is allocated to schools to support children and remove barriers to educational achievement. Schools receive funding for;
- each child registered as eligible for free school meals at any point in the last 6 years.
- each pupil who is in local-authority care or has left local-authority care because of 1 of the following:
 - adoption
 - a special guardianship order
 - a child arrangements order
 - a residence order
- children with a parent who has served in the armed forces at any point in the last 4 years.

Please speak to Miss Varricchione if you feel your child may be eligible.

It really can make a difference!

General Information

	Snacks – healthy lunchboxes please. Children are provided with healthy snack for lunchtime but may bring their own if they wish (healthy snack – no boxes please)
	Remember to send your child with an empty water bottle everyday.
	All children's clothes must be named!
	Check pupil records – update with any changes. Ensure email address is up to date!
	Marvellous Me – no text service from September. Ensure you have the app.
	School dinners – sandwiches can be booked though the Office
	Birches Club – bookings will be on Parent Pay from September (in advance). You will be charged from time your child finishes school.
	Attendance – below 90% persistent absence. Please ensure children are on time everyday. Please do not arrange medical and dental appointments in school time, wherever possible.
	Remember you are automatically a member of the PFA. Please join us for meetings or help at any fundraising events. It helps your children!

Any Questions?

Thank you for listening!

