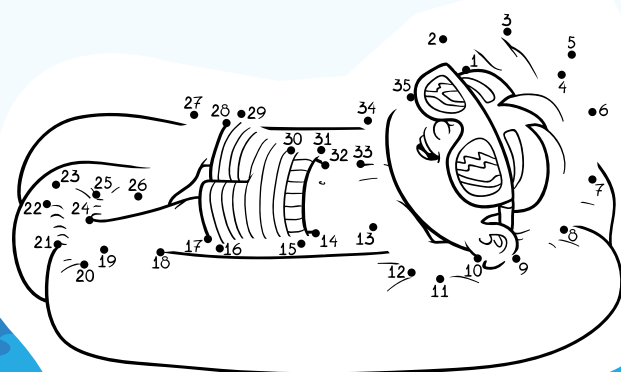
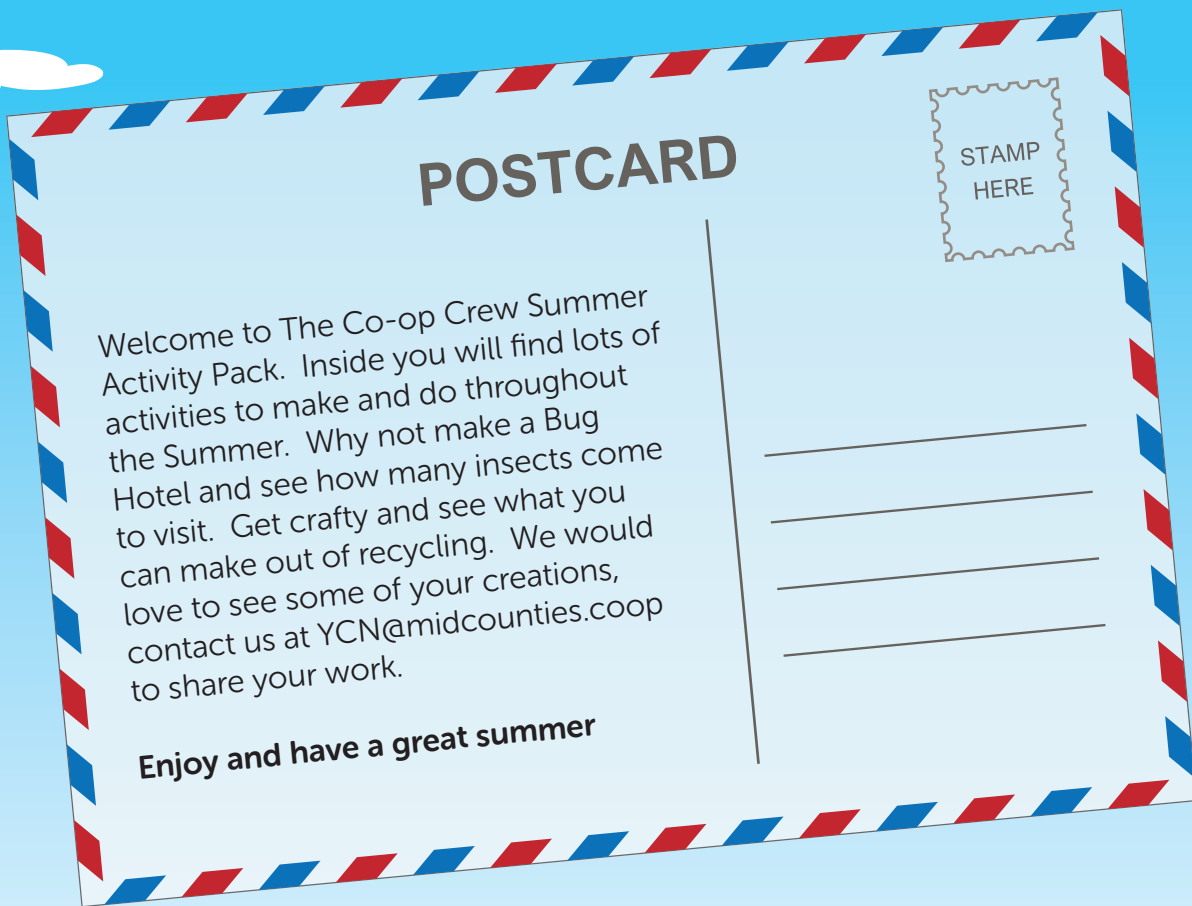


# Co-op Crew Summer Activity Pack





# Co-op Crew Summer Word Search

Grab your bucket and spade and get down to the beach.  
See how many seaside themed words that you can find in our summertime word search.  
There are 12 words to find. Good Luck

S	E	A	S	H	E	L	L	P	I
U	U	X	E	N	L	E	O	S	C
N	T	N	A	U	D	V	F	A	E
A	C	U	G	A	F	F	I	N	C
Z	X	A	P	L	V	R	S	D	R
A	E	S	W	S	A	U	H	P	E
S	H	I	P	E	O	S	B	B	A
U	U	X	I	V	M	P	S	M	M
Q	R	C	R	A	B	V	O	E	V
K	R	P	X	W	B	M	O	Z	S

Seashell

Crab

Sunglasses

Waves

Seagull

Surf

Ice Cream

Ship

Fish

Sun

Sand

Spade









# Bug hotels





Building a bug hotel can help house lots of insects all year round. Using items you can find around the home and garden you can easily build something in your garden.

You will enjoy watching the different insects using the hotel which could include ladybirds, slugs, spiders and woodlice.

If you leave bigger spaces within your hotel you may also attract hedgehogs or toads.

## What you will need

- 
- Old logs
  - Bark
  - Pinecones
  - Sand
  - Soil
  - Hollow bamboo canes
  - Dead hollow stems cut from shrubs and herbaceous plants
  - A sheet of roofing felt
  - Planks of wood

- 
- Old wooden pallets
  - Strips of wood
  - Straw
  - Moss
  - Dry leaves
  - Woodchips
  - Old terracotta pots
  - Old roofing tiles
  - Bricks, preferably those with holes through them

The best bug hotels have lots of small spaces in different shapes and sizes and made from different materials. Ideally some should be nice and dry inside, and others a bit dampish. Bug hotels are generally made from reclaimed materials, or natural objects, which reduces cost, helps them blend in with their surroundings and is probably more attractive to the mini-beast guests.

Start with filling the lower part of the bug hotel with the larger objects like pipes, pot and roofing tiles. As you continue to fill up the layers of the bug hotel add pinecones, bamboo canes, straw, bark and logs or wood with drilled holes.

Keep going until you are happy that the bug hotel is full and that insects will want to stay there.

An adult may need to help with the highest parts and don't forget to put a roof on top keep the hotel dry and waterproof.

**Send your pictures through to so we can see what you have been doing email [ycn@midcounties.coop](mailto:ycn@midcounties.coop)**



# Spot the difference



Can you spot the 7 differences?

Circle them as you find them!

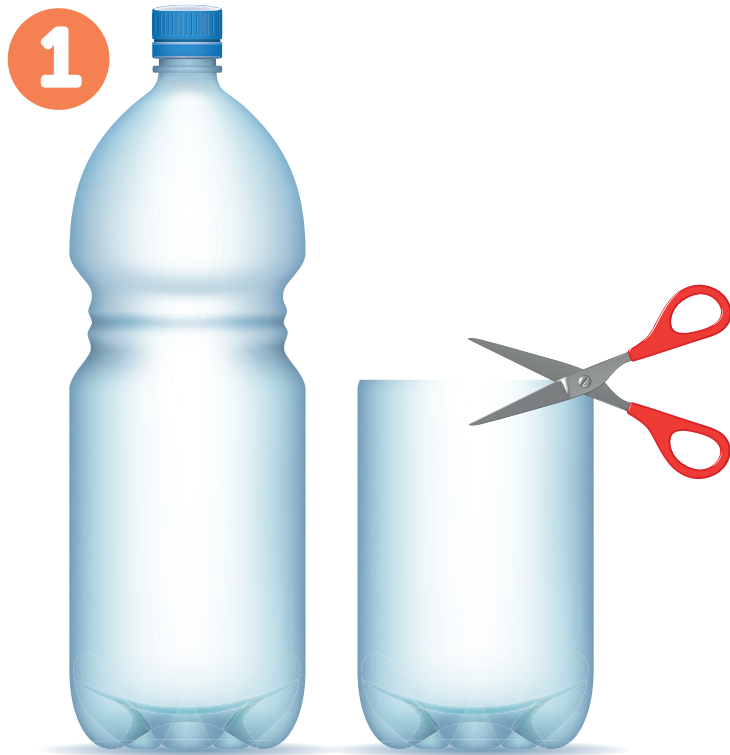
# Recycle & Reuse Activity

Plastic in the ocean is a terrible problem in the world right now. It is very useful for certain things, but it is only designed to be used once. Think about plastic bags, straws and takeaway cups and bottles. Most of it ends up the sea and causes problems for marine life like fish and turtles.

We can all play our part to help reduce plastic so here is an upcycle activity to make your plastic bottles into a garden planter or pencil pot in these easy steps...

Take one plastic bottle and think about what you want your design to look like.

1. Use scissors to cut your bottle to the size (You made need an adult to help you)
2. Decorate the outside of your bottle with decorations, tissue paper etc
3. Admire your upcycled project





# ANSWER SHEET

## Co-op Crew Summer Word Search

S	E	A	S	H	E	L	L	P	I
U	U	X	E	N	L	E	O	S	C
N	T	N	A	U	D	V	F	A	E
A	C	U	G	A	F	F	I	N	C
Z	X	A	P	L	V	R	S	D	R
A	E	S	W	S	A	U	H	P	E
S	H	I	P	E	O	S	B	B	A
U	U	X	I	V	M	P	S	M	M
Q	R	C	R	A	B	V	O	E	V
K	R	P	X	W	B	M	O	Z	S

Seashell

Crab

Sunglasses

Waves

Seagull

Surf

Ice Cream

Ship

Fish

Sun

Sand

Spade

