



Birches First School

Believe, Grow, Succeed



School Closure Home Learning Year 2 Daily Tasks

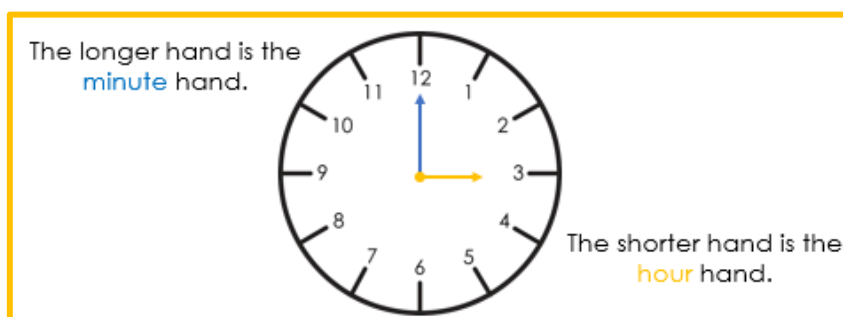
Wednesday 8th July 2020 (Summer Term 2, Week 6 - Day 3)

Home learning tasks are designed so they can be read from a screen and completed into Home Learning Books. This reduces/ removes the need for printing. In some cases, questions may need to be copied out into home learning books. Of course you may print the tasks if this is easier for your family but please do not feel that you have to.

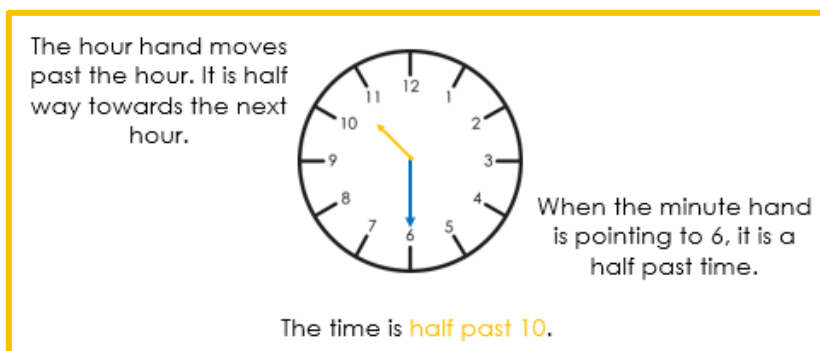
Maths Task (Time):

Half Past

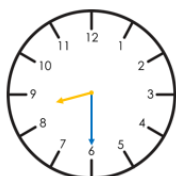
Just a reminder... we refer to the hands on a clock as the hour hand (the shorter hand) and the minute hand (longer hand). Remember to refer to them with their proper names and not 'long' and 'short'.



Today we are going to recap telling time to the nearest **half an hour**. When the minute hand is pointing towards the number 6, it is a 'half past' time. We then need to look at the hour hand to see what time it is.



Can you make these times on your clock? What time is it?



The minute hand is pointing to the 6.

The hour hand is past the 4.

half past 4

What time is it?

Task:

1. Match the times to the clocks.



Half past twelve



Half past 2



Half past nine

2. Complete the times:



The time is half past ____



The time is half past ____

3. Can you spot Tommy's mistake?



The time is 6 past 1

Tommy




4. Read the instructions and draw the hands on the clock. What time is it?

- The minute hand is pointing at the six.
- The hour hand is half way between 10 and 11

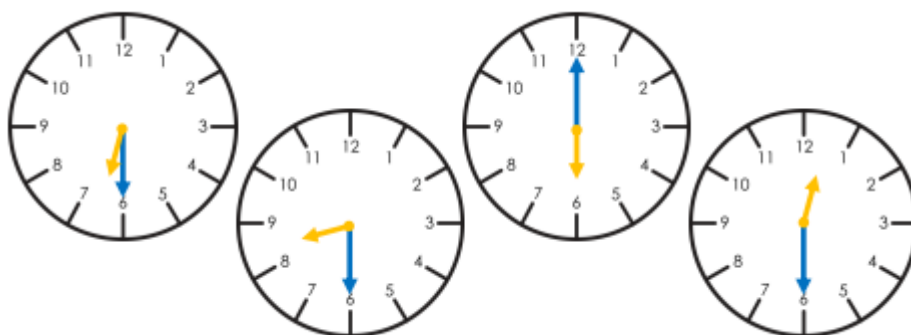


5. The children have made the time on the clock. Who do you agree with? What mistakes have the others made?

Half past 7



6. Spot the odd one out and explain it



Challenge: I am making some loop cards about telling the time. Please can you help me by adding the missing hands or time written in words on the loop cards.



Reading Task:

Today we are going to answer some questions about the text (see below). Remember to re-read the text and use it to help you answer the questions.

Information Text: Toys over Time by Beth Gascaigne-Owens (Deepening Understanding)



Toys of the Past

Toys change a lot as time goes on. There is a much greater choice of toys now than there ever was in the past. Many toys in the past would have been home-made rather than bought in a shop.

Teddy Bears

One of the most popular toys from the past is the 'teddy bear'. The teddy bear was named after an American president called Theodore 'Teddy' Roosevelt over 100 years ago. Teddy bears are still sold today but they have changed a lot over the years. New teddy bears are much softer and have more fur. They come in more colours whereas older teddies usually came in brown or golden brown. These days there are even outfits you can buy to dress your teddy!

Lego

Lego was invented by a man from Denmark. He was a carpenter and he was struggling to make enough money. He tried to make some wooden toys to sell but they didn't sell very well. After some time, he bought a machine that could make plastic parts. He started to do very well and his toys sold. He named his company 'Lego' which is from Danish words meaning 'Play Well'. He started to make plastic bricks to build things with.

Today, Lego is still very popular but it has changed a lot. There are more choices of colours and sizes and people can buy many different Lego sets to build amazing buildings, people and settings.

Computers

Computers have been around for quite a long time but they have changed a lot. Many people have a computer, laptop or tablet nowadays but in the past, this wouldn't be the case. Did you know that the internet (World Wide Web) wasn't even available to homes until the 1990s?

Did you know that computers played a big part in finding out secrets in World War Two? Old computers were often very big. They have got smaller and many can now be carried very easily, for example a laptop or a tablet.

Nowadays, computers have many more choices of games so many people see their computer as a toy. They are also very important for people to use in many jobs.

Information is closer than you think!

If you would like to find out more about toys from the past, a good source of information would be your relatives. You could ask them what they used to play with and what their favourite toy was.

What toys do you think will be invented by the time you're an adult?

Questions:

1. How were toys often made in the past? (1 mark)
2. Give **two** pieces of evidence that tells you teddy bears have changed over the years. (2 marks)
3. In the text, which word tells you the carpenter was finding it hard to make money? Circle **one**. (1 mark)
tricky **struggling** **easily** **difficult**
4. Number these statements from 1-5 to show the order of the story of how Lego was invented. (1 mark)

He named the company Lego.

His wooden toys wouldn't sell.

He started making plastic bricks.

The carpenter couldn't make enough money.

He bought a machine to make plastic parts.



**Challenge: Research about Lego in the past. How has it changed?
What has stayed the same?**



Writing/ SPAG Task:

Whistleless has no whistle. All his friends and family have a whistle - he sets off on an adventure to find a whistle. Watch the video to find out more:
<https://www.literacyshed.com/whistleless.html>

Task: Create a storyboard to show what happens in the story using pictures and sentences. Remember to use time openers such as *first*, *next*, *then*, *after that* etc.

			
<hr/> <hr/> <hr/> <hr/>	<hr/> <hr/> <hr/> <hr/>	<hr/> <hr/> <hr/> <hr/>	<hr/> <hr/> <hr/> <hr/>
			
<hr/> <hr/> <hr/> <hr/>	<hr/> <hr/> <hr/> <hr/>	<hr/> <hr/> <hr/> <hr/>	<hr/> <hr/> <hr/> <hr/>