



Birches First School

Believe, Grow, Succeed



School Closure Home Learning Year 2 Daily Tasks

Tuesday 7th July 2020 (Summer Term 2, Week 6 - Day 2)

Home learning tasks are designed so they can be read from a screen and completed into Home Learning Books. This reduces/ removes the need for printing. In some cases, questions may need to be copied out into home learning books. Of course you may print the tasks if this is easier for your family but please do not feel that you have to.

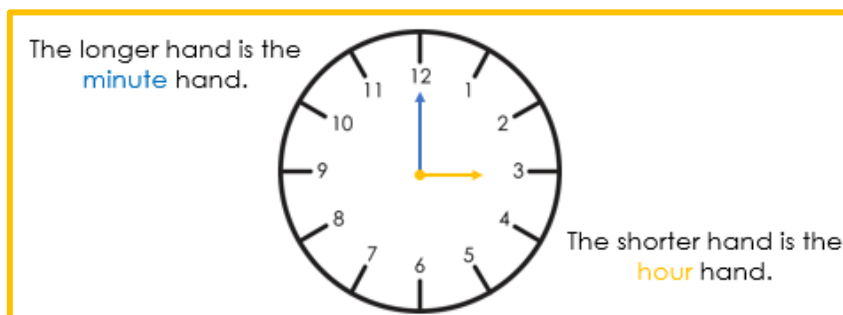
Good Morning Year 2. I hope you had fun making your clocks yesterday!

Maths Task (Time):

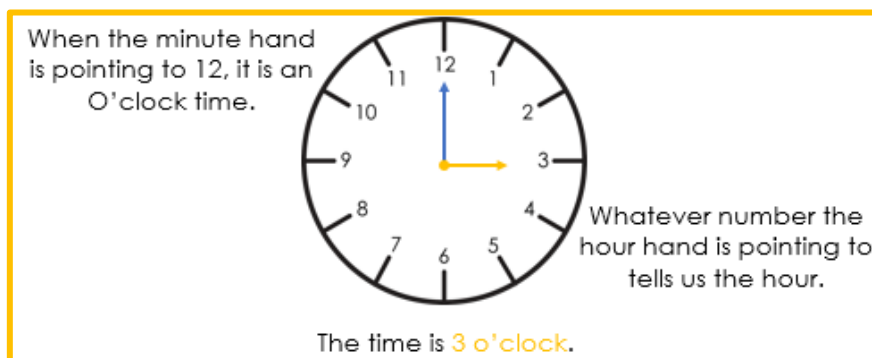
I hope you had fun making your clocks yesterday! We will be using these to help us with our learning. Sometimes we can find telling the time hard but keep persevering as it is a really important life skill! Perhaps ask your grown-ups to test you through the day too with a 'time check'!

O'clock

We refer to the hands on a clock as the hour hand (the shorter hand) and the minute hand (longer hand). Remember to refer to them with their proper names and not 'long' and 'short'.



Today we are going to recap telling time to the nearest hour. When the minute hand is pointing upwards to the number 12, it is an o'clock time. We then need to look at the hour hand to see what time it is.



Can you make these times on your clock you made yesterday?

11 o'clock

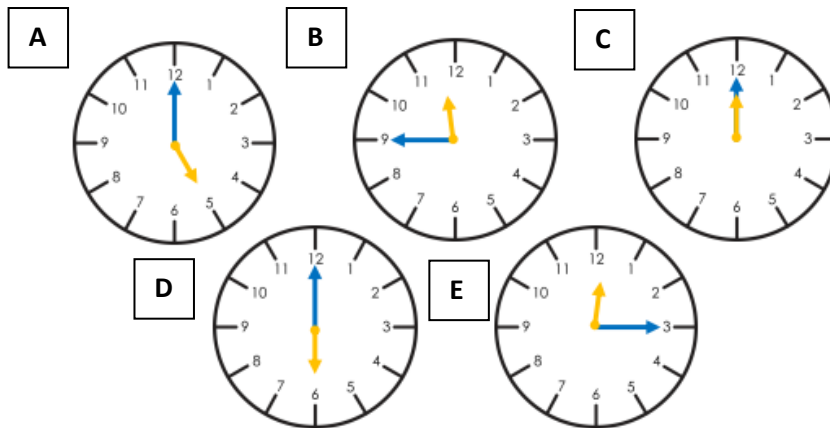
4 o'clock

7 o'clock

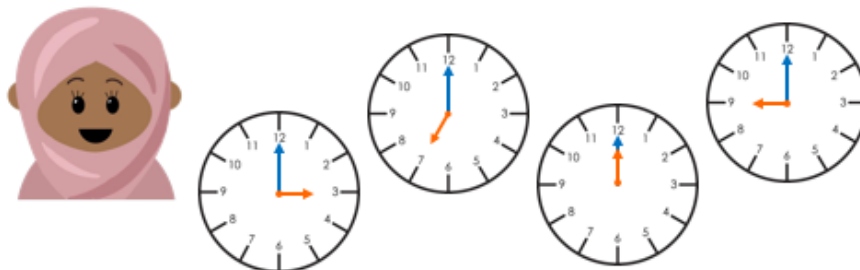
Task:

1.

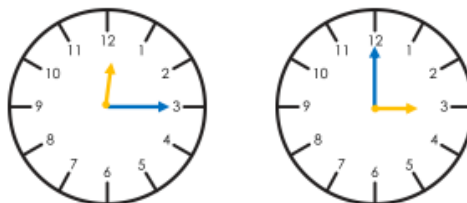
O'clock	Not O'clock



2. Which clock shows the most likely time that Asha has her lunch? What might Asha do at the other times?



3. The children are talking about the clocks. Who do you agree with? Explain the mistake made.



Jerry



The clocks are showing different times. Only one says 3 o'clock.

The hands are pointing to the same numbers. They show the same time.



Ranjit

4. Complete the times.



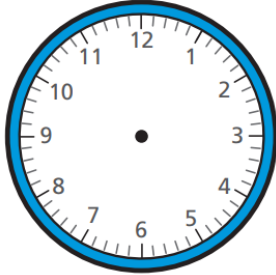
The time is ___ o'clock



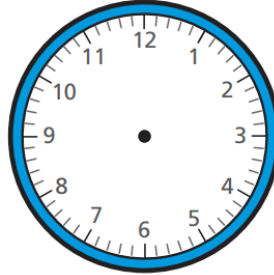
The time is ___ o'clock

5. Draw the hour hand and minute hand on clock faces to show the times:

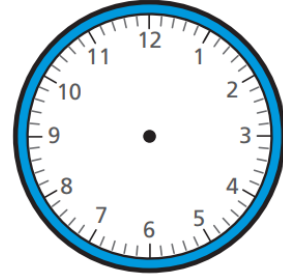
eight o'clock



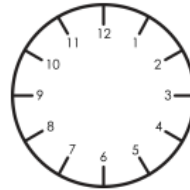
1 o'clock



twelve o'clock



Challenge



Asha is describing a time she has made on her clock.

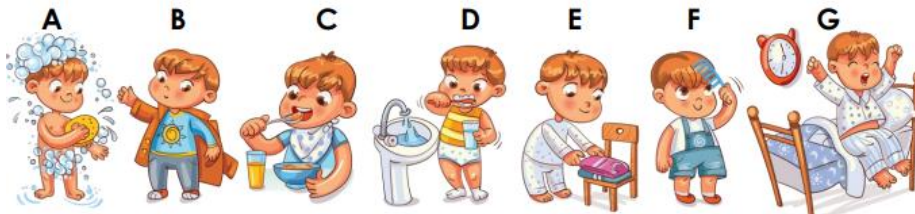

The minute hand is pointing to 12.

The hour hand is pointing to an even number.

It is before 7 O'clock.

What time could it be?

Choose 5 of the images below and sort them into a timetable for the day. Add the hour hand to the clocks to show what time it is happening.



Reading Task:

Read the following text. Focus on your fluency (reading with speed, accuracy and expression). Practise re-reading parts of the text. You could always ask a grown up to help you with echo reading (adult reads the text, then child repeats using the text focusing on words, speed and expression).

Information Text: Toys over Time by Beth Gascaigne-Owens (Deepening Understanding)



Toys of the Past

Toys change a lot as time goes on. There is a much greater choice of toys now than there ever was in the past. Many toys in the past would have been home-made rather than bought in a shop.

Teddy Bears

One of the most popular toys from the past is the 'teddy bear'. The teddy bear was named after an American president called Theodore 'Teddy' Roosevelt over 100 years ago. Teddy bears are still sold today but they have changed a lot over the years. New teddy bears are much softer and have more fur. They come in more colours whereas older teddies usually came in brown or golden brown. These days there are even outfits you can buy to dress your teddy!

Lego

Lego was invented by a man from Denmark. He was a carpenter and he was struggling to make enough money. He tried to make some wooden toys to sell but they didn't sell very well. After some time, he bought a machine that could make plastic parts. He started to do very well and his toys sold. He named his company 'Lego' which is from Danish words meaning 'Play Well'. He started to make plastic bricks to build things with.

Today, Lego is still very popular but it has changed a lot. There are more choices of colours and sizes and people can buy many different Lego sets to build amazing buildings, people and settings.

Computers

Computers have been around for quite a long time but they have changed a lot. Many people have a computer, laptop or tablet nowadays but in the past, this wouldn't be the case. Did you know that the internet (World Wide Web) wasn't even available to homes until the 1990s?

Did you know that computers played a big part in finding out secrets in World War Two? Old computers were often very big. They have got smaller and many can now be carried very easily, for example a laptop or a tablet.

Nowadays, computers have many more choices of games so many people see their computer as a toy. They are also very important for people to use in many jobs.

Information is closer than you think!

If you would like to find out more about toys from the past, a good source of information would be your relatives. You could ask them what they used to play with and what their favourite toy was.

What toys do you think will be invented by the time you're an adult?

Writing/ SPAG Task:

Handwriting Task:

Practise writing the days of the week. Think carefully about letter sizes and remember to write on the lines. Make sure you have your letter 'y' sitting on the line too (Miss Hulme sits on a chair and doesn't stand on it!) Can you put them in order too?

Write a full line of each word. Remember to use capital letters. Circle your 'best' word.

Sunday Sunday

Wednesday Wednesday

Saturday Saturday

Monday Monday

Friday Friday

Thursday Thursday

Tuesday Tuesday







Challenge: Fill in the missing days of the week and complete the sentences. Focus on your handwriting.



Today is Wednesday, yesterday was _____.
 Yesterday was Monday, today is _____.
 Today is Saturday, tomorrow is _____.
 Tomorrow is _____, today is Wednesday.

Your new spellings have been uploaded. You may want to practise them using a task from below:

<p>Word Parts Write your words then use a coloured pencil to divide the words into syllables. E.g. <i>jumping</i> <i>caterpillar</i></p>	<p>Vowel Spotlight Write your words using one colour for the vowel and another colour for the consonants. (vowels: a, e, i, o, u)</p>	<p>Use Technology Type out your spelling words on the computer. Try to use at least 4 different fonts.</p> 	<p>Pyramid Words. s sp spe spel spell spelli spellin spelling (or make them boat shaped, star, smiley face, etc.)</p>																																																	
<p>Word Search Create your own word search with your spellings. Show the answers to your puzzle in a different colour.</p> <table border="1" data-bbox="159 1630 411 1881"> <tr><td>L</td><td>W</td><td>O</td><td>R</td><td>D</td><td>Q</td><td>R</td></tr> <tr><td>S</td><td>K</td><td>R</td><td>F</td><td>E</td><td>F</td><td>H</td></tr> <tr><td>A</td><td>E</td><td>T</td><td>A</td><td>L</td><td>C</td><td>Z</td></tr> <tr><td>L</td><td>M</td><td>A</td><td>O</td><td>A</td><td>Q</td><td>R</td></tr> <tr><td>W</td><td>X</td><td>Y</td><td>R</td><td>E</td><td>F</td><td>G</td></tr> <tr><td>A</td><td>B</td><td>A</td><td>D</td><td>C</td><td>F</td><td>G</td></tr> <tr><td>L</td><td>M</td><td>N</td><td>O</td><td>P</td><td>H</td><td>R</td></tr> </table>	L	W	O	R	D	Q	R	S	K	R	F	E	F	H	A	E	T	A	L	C	Z	L	M	A	O	A	Q	R	W	X	Y	R	E	F	G	A	B	A	D	C	F	G	L	M	N	O	P	H	R	<p>Bubble letters Write your spelling words out in bubble writing.</p> 	<p>Picture Words Draw a picture and hide your spelling words in the picture.</p> 	<p>Writing Race Set a timer for 2 minutes. See how many times you can write each word perfectly during that time.</p> 
L	W	O	R	D	Q	R																																														
S	K	R	F	E	F	H																																														
A	E	T	A	L	C	Z																																														
L	M	A	O	A	Q	R																																														
W	X	Y	R	E	F	G																																														
A	B	A	D	C	F	G																																														
L	M	N	O	P	H	R																																														