



**Birches First School**  
*Believe, Grow, Succeed*



School Closure Home Learning

Year 1 Daily Tasks

- Please write the date before you start your work.

**Thursday 4th June 2020**

### English

Read the text below - What is missing?

Can you put in the capital letters and full stops so that it makes sense?

Can you spot where the question mark goes?

Now copy it out in your best handwriting.



Remember a sentence must have a capital letter at the beginning and a full stop at the end. It must make sense on its own!

once there was a boy one day as he was putting his things back in the cupboard he found an aeroplane he didn't remember leaving it there but he thought that he'd take it out for a flight the plane lifted off the ground and up into the sky suddenly the plane spluttered it had run out of petrol now the plane was stuck on the moon what was he to do

Read the sentences. Can you add capital letters and full stops? Now copy the sentences out in your best handwriting.

the plane lifted off the ground and up into the sky now the boy was stuck on the moon he was all alone and afraid the boy jumped down to earth they said goodbye and thanked each other for their help

## Phonics

Visit the link below to watch a video of the High Frequency words.

<https://www.youtube.com/watch?v=uoNGJHValg4>

Can you challenge yourself and spell any?

## Maths

Today we are going to be learning to use non-standard units and apply this to measuring, using a ruler.

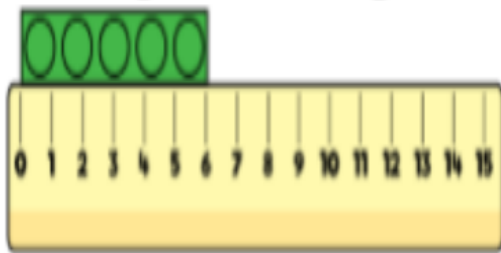
1. Find a ruler or tape measure
2. Find an object
3. Measure with your ruler or tape measure
4. Record your measurements

What do the numbers on the ruler mean? (1 cm etc.)

Where should we place the object to start measuring it? **Remember to start from zero and not at the end of the ruler.**

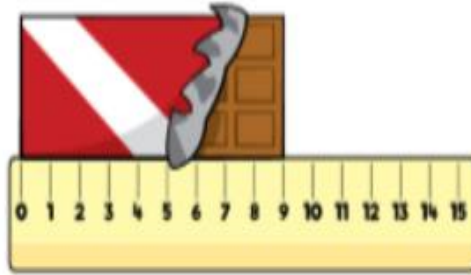
Choose other objects and use a ruler or measuring tape.

How long is the building block?



The building block is  cm.

What is the length of the chocolate bar?

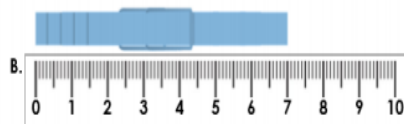
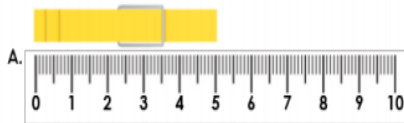


The chocolate bar is  cm.

**Task 1**

Choose your own objects to measure with a ruler or a tape measure and write their measurements .

Match each peg to the correct measurement.



7cm

5cm

**Task 2**

5. Use the measurements to complete the sentences below.



A. The twig measures \_\_\_ cm.




B. The leaf measures \_\_\_ cm.

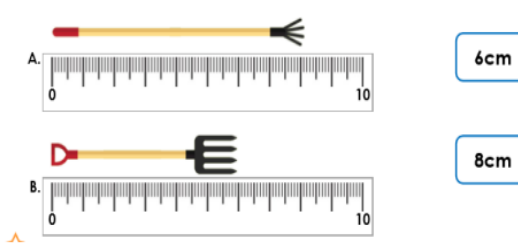
C. The \_\_\_\_\_ is longer than the \_\_\_\_\_.

### Task 3

6. Measure the flowers below and order them by height.

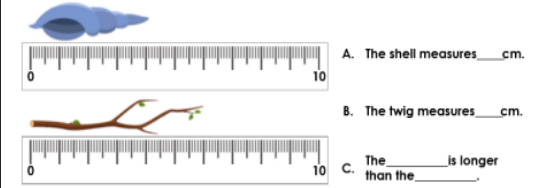


7. Match each gardening tool to the correct measurement.



### Task 4

8. Use the measurements to complete the sentences below.



A. The shell measures \_\_\_ cm.

B. The twig measures \_\_\_ cm.

C. The \_\_\_\_\_ is longer than the \_\_\_\_\_.

9. Measure each cactus below and order them by height.

