



Birches First School  
Believe, Grow, Succeed



## School Closure Home Learning

### Year Reception Daily Tasks

Friday 5<sup>th</sup> June

### Maths

Choose one or more of the activities.

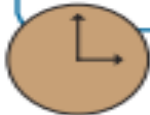
### Maths: Talking About Time?

Home Learning Challenges

Make a timetable of a day from the weekend. You could draw pictures for each activity or take photographs to stick on. Write in your meal times and any other activities you do. Underneath each activity, you or an adult could write the time.

Make up a song or rhyme to help you remember the days of the week and which order they come in. You could choose your favourite tune and sing the days of the week to it, or make a mnemonic to help you remember the order of the days e.g. 'Send Me To Water To Find Snakes'.

Make your own clock using a paper plate or by cutting a circle out of cardboard. Use a real clock to help you to write the numbers correctly and make your own clock hands. You could set the clock to different times to help you know when it is time for something, e.g. if you want to know when bedtime is. Ask an adult to help you set your clock to that time so you can check it against a working clock to know when you need to go upstairs.



Ask your friends and family to play 'What's the Time Mr Wolf?' One person stands with their back to the group and everyone else asks, "What's the time Mr Wolf?" Mr Wolf says a time, e.g. "4 o'clock" and everyone steps forward 4 steps. Continue with different times, until Mr Wolf says "dinnertime!" and chases everyone back to the start. The person Mr Wolf catches, becomes Mr Wolf next.

Use a paper plate or cut a circle out of cardboard and draw a smaller circle in the middle. Draw 2 lines across the plate so it is split into quarters. On the outer sections, draw more lines so each quarter is split into 3 equal sections. You should have 4 sections in the smaller circle and 12 in the larger circle. In the small circle, write the name of each of the seasons and draw a picture—winter, spring, summer, autumn. Next, in the outside sections, write each of the months next to the season they belong in. Draw a picture of something special that happens in each month.




Read some books about time, such as 'Jasper's Beanstalk' by Nick Butterworth, 'Oliver's Vegetables' by Vivian French and Alison Bartlett and 'The Bad-Tempered Ladybird' by Eric Carle.


## Phonics

Can you write these words in your home learning book?


Add the consonant clusters to the words:




ha\_\_




\_\_ass



chi\_\_



\_\_oon








te\_\_

Read the words.

See

## Literacy

Write a sentence about one of these pictures:



Menu