



Birches First School

Believe, Grow, Succeed



School Closure Home Learning Year 2 Daily Tasks

Friday 12th June 2020 (Summer Term 2, Week 2 - Day 5)

Home learning tasks are designed so they can be read from a screen and completed into Home Learning Books. This reduces/ removes the need for printing. In some cases, questions may need to be copied out into home learning books. Of course you may print the tasks if this is easier for your family but please do not feel that you have to.

Maths Task (Multiplication and Division):

Multiplication sentences from pictures-

We can use the 'X' symbol to work out multiplication questions. 'Multiplied by' means the same as 'lots of' which is what we have been looking at the last few days.

How many equal groups X number in each group =

We can still add them all up to help us work out the answer if we need to or we can add on the same number each time.

Example:



$$\underline{\quad 6 \quad} \times \underline{\quad 2 \quad} = \underline{\quad 12 \quad}$$

6 is how many groups there are.
2 is how many are in each group.

Task:

1.



lots of 3 =

multiplied by 3 =

x 3 =



lots of 6 =

multiplied by 6 =

x 6 =



lots of =

multiplied by =

x =



lots of =

multiplied by =

x =


2. Draw a picture for each sentence.



a) 4 lots of 5

b) 2 multiplied by 4

c) 3×5

3. Complete the tables below

Picture	Multiplication	Sentence
	$4 \times 10 = 40$	4 lots of 10 is equal to 40
	$35 = 7 \times 5$	
		6 lots of 3 is equal to 18

	___ x ___ = ___
	$3 \times 10 = 30$
	___ x ___ = ___
	$12 = 6 \times 2$



Challenge:

Asha has some coins in her bag.



Using the clues, work out how many coins she could have.

She has less than 30 coins in total.

She can group the coins into equal groups of two or five.

Draw images to help you find all possibilities.


Reading Task (Inference):

Read the next part of the story.


Page 8:




Page 9:



Page 10:





Task: Read the words and pictures taken from the book. Write a sentence to describe in your own words what each of them mean. You may want to draw your own picture too to show what each phrase means.

1. He's nodding off ...

2. I think he's going to make a run for it!

3. gobbling up .

4. Watch out!
He's on the move.

5. Do you dare to keep looking?

Writing/ SPAG Task:

Non-Chronological Reports – Possessive Apostrophes

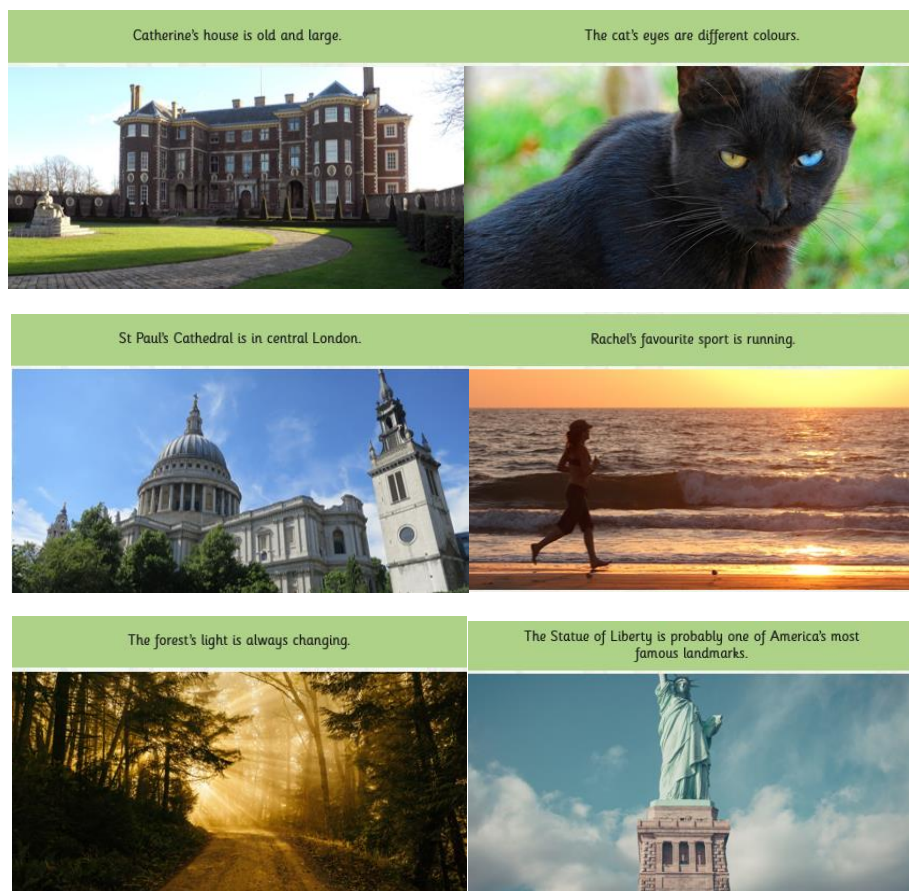
An apostrophe is the same shape as a comma but placed above the line. We can use apostrophes to show that one thing belongs to someone or something. We call this **possession**.

When we are talking about one thing, we call this **singular**. For example, a man or a bike.





When we need to say that something belongs to something singular, we put **an apostrophe and then an 's' at the end** of the name it belongs to. e.g. **the man's bike**.



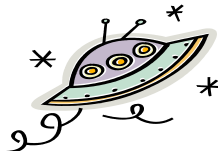





We also use an apostrophe and an 's' to show when something belongs to a proper noun (a name that begins with a capital letter). e.g. **India's national flag** has three horizontal stripes on it.

Other examples:



Task: Look at the example and then fill in the boxes below.

 	 
The book belonging to the girl.	The nest belonging to the bird.
<i>The girl's book</i>	

	
	
The spaceship belonging to the alien.	The bone belonging to the dog.
	
	
The ball belonging to the seal.	The cat belonging to the boy.



Challenge:



Using your research information from earlier in the week, can you write some phrases or sentences using apostrophes for possession?

Exciting Challenge! Have a go at our 'Birches Stay at Home Sports Day'!

<http://www.birches.staffs.sch.uk/wp-content/uploads/2020/06/Birches-Sports-Day.pdf>

STAFFORDSHIRE AND STOKE-ON-TRENT
VIRTUAL



Also... remember to take part in the School Games Competition posted on the website. Can you make the leader board?

South Staffordshire School Games have shared the following challenges with us. We would love you to take part and represent our school. Each challenge is a series of 5 activities. You may choose to take part in an individual challenge or perhaps all 5!

- Challenge 1: Bunny Jumps - How many bunny jumps over a bench or stool can you complete in 60 seconds?
- Challenge 2: Fast Feet - How many times can you dribble a ball around a marker and back in 60 seconds?
- Challenge 3: Socks in the Box - How many socks can you pair up and put in the box in 60 seconds?
- Challenge 4: Step Ups - How many times can you step up and down a step in 60 seconds?
- Challenge 5: The Plank - Can you hold the 'plank' for 60 seconds?

For more information on the challenges and to participate, please fill in the following form by Thursday 11th June at 4pm: <https://forms.gle/8U58aM1SBnEDcbwCA>. Results will be shared with participating schools the following Monday. All participants will receive a participation certificate.