



Birches First School

Believe, Grow, Succeed



School Closure Home Learning Year 2 Daily Tasks

Friday 5th June 2020 (Summer Term 2, Week 1 - Day 5)

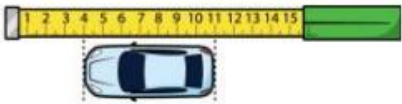
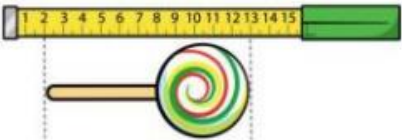
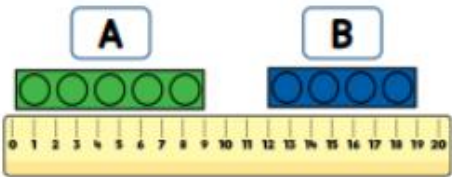
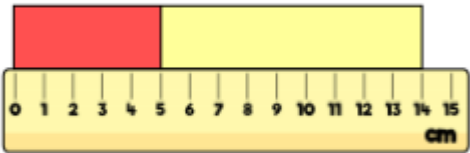

Home learning tasks are designed so they can be read from a screen and completed into Home Learning Books. This reduces/ removes the need for printing. In some cases, questions may need to be copied out into home learning books. Of course you may print the tasks if this is easier for your family but please do not feel that you have to.

Maths Task (Length and Height):

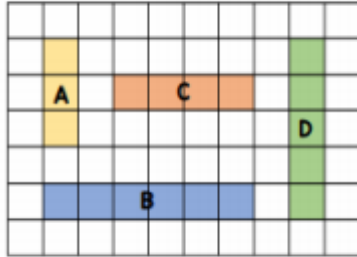
Problem solving:

Today we are going to use all of our learning from the week to help us answer problem solving questions. We may have to add or subtract too so think about the methods we have used.

Task:

<p>Here is a toy car.</p>  <p>Here is a lolly.</p>  <p>How much longer is the lolly than the car?</p>	<p>Donna measures two toy bricks.</p>  <p>Which brick is the longest? How much longer is the brick?</p>
<p>Two strips of paper are placed end to end.</p>  <p>How much longer is the yellow strip than the red strip?</p>	<p>The tree is 18 metres shorter than the lighthouse.</p>  <p>What is the total height of the tree and lighthouse?</p>

Put the shaded bars in order of their lengths.



Start with the bar with the longest length.

Each purple block is 8cm long.



Each green block is 6cm long.



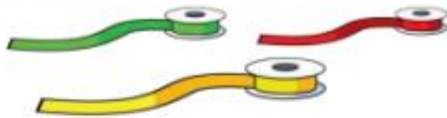
How long is a blue block?



2 Star Challenge!



Here are 3 pieces of ribbon.



- The red ribbon is 38 cm long.
- The yellow ribbon is 12 cm shorter than the red ribbon.
- The green ribbon is 5 cm longer than the red ribbon.

How much longer is the green ribbon than the yellow ribbon?

Mr Drake needs 20 metres of ribbon.

Red ribbon costs £5 per metre.



Green ribbon costs £2 per metre.



He buys 12 metres of red ribbon.

The rest is green.

How much does he spend in total?

Reading Task (Vocabulary):

Task: Re-read the story using the following link:

<https://sacredheartliverpool.school/wp-content/uploads/2017/01/the-owl-who-was-afraid-of-the-dark.pdf>

Today I would like you to focus the fluency and your expression in your reading. This text has lots of dialogue where the characters are speaking to each other. Practise reading through the story – remember to make it exciting for the listener.

You could work with your grown up and do echo reading (adult reads and child copies – focusing on fluency and expression).

★ **Challenge:** The text uses lots of contracted words. Write the contracted words you can find and their original form.
For example: shouldn't/ should not. ★

Writing/ SPAG Task:



An Unexpected Visitor

Story Starter:

He had lived here all his life. The giant mushroom had been home for over 50 years. He was born here, had taken his first steps here, studied at school here and worked the fields here all his adult life. This was the village of Toadstool, and nothing unexpected happened.

Each and every day, his neighbours would carry out their ordinary business in an ordinary way. Each morning, he would sit at his table, tucking into a plate of steaming hot, buttery mushrooms on toast, watching the ordinary world go by in its ordinary way.

This morning seemed no different...until he looked out of his window. The sight that met his bewildered eyes was not ordinary at all. There was an unexpected visitor...

Task: Who is the unexpected visitor? Create a character profile for your character. Include the sections below:

Character name:

Appearance:

Draw a picture of
your character.

Personality:

What does your character do in the story?