



Birches First School

Believe, Grow, Succeed



School Closure Home Learning Year 2 Daily Tasks

Monday 22nd June 2020 (Summer Term 2, Week 4 - Day 1)

Home learning tasks are designed so they can be read from a screen and completed into Home Learning Books. This reduces/ removes the need for printing. In some cases, questions may need to be copied out into home learning books. Of course you may print the tasks if this is easier for your family but please do not feel that you have to.

Good morning Year 2. I hope you have had a wonderful weekend!

Maths Task (Multiplication and Division):

10 Times Table –

Listen and join in with the song below:

<https://www.bbc.co.uk/teach/supermovers/ks1-maths-the-10-times-table-with-webster-the-spider/zm32cqt>

Task:

Today I would like you to have a go at practising your multiplication and division facts on TTRockstars for your 10s and your 2s. Just a reminder that your password is the same as Numbots and is in your reading diary. Please email me if you need reminding of your username and password.

<https://play.ttrockstars.com/auth/school>

BIRCHES FIRST SCHOOL
Change School

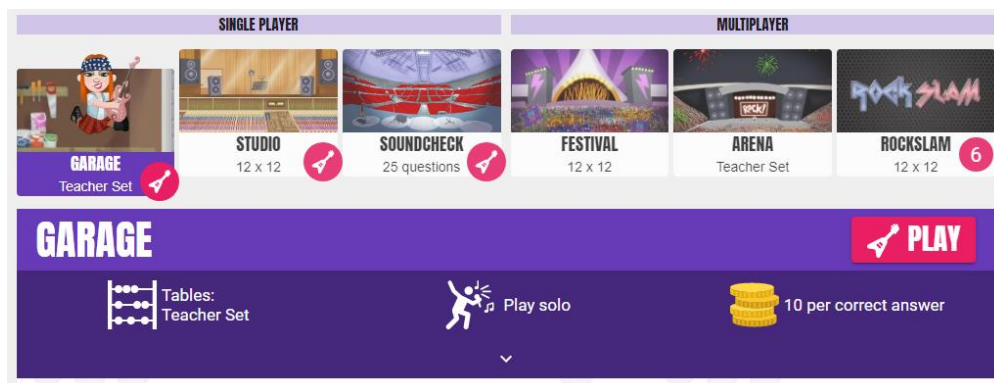
Username *

Password *

Login

Please click on the garage games to ensure that we are only focusing on the 2 and 10 times table. You may like to arrange to have a game against your friends using the 'arena' section.

The more you practise, the quicker you will get! Have fun!






Alternative Activity:



If you do not have access to a computer/ laptop/ device today, have a go at the activities below.


10 Times Table Jungle Race

Multiply the numbers on the track. Write them down as you go.
Use a timer to see how long it takes you to get to the bananas!



2 Times Table Jungle Race

Multiply the numbers on the track. Write them down as you go.
Use a timer to see how long it takes you to get to the bananas!



Perhaps play the game below with your family too!

Multiplication Muddle 10× Table


How to Play

1. You will need dice, counters to move around the board and counters to cover the answers.
2. Roll the dice and move the correct number of spaces.
3. Solve the calculation on the square you land on or follow the instructions. Find the correct answer on one of the circles.
4. Cover the answer to the calculation with a counter.
5. If the answer is already covered, miss a turn.
6. The winner is the player who covers the most answers.

Board Content:

- Top Row (Squares):** Start, 5×10 , 2×10 , 8×10 , Miss a turn., 10×10 , 1×10 , 12×10 , 8×10
- Right Side (Squares):** 7×10 , Move forward 3 spaces., 5×10 , 4×10 , 6×10 , Move back 2 spaces., 10×10
- Bottom Row (Squares):** 12×10 , 3×10 , Move forward 2 spaces., 8×10 , 4×10 , 6×10 , 9×10 , Have an extra turn., 2×10 , 11×10
- Left Side (Squares):** 9×10 , Cover any answer., 3×10 , 1×10 , 7×10 , Miss a turn., 12×10
- Central Circles (Numbers):** 10, 40, 100, 20, 110, 120, 90, 50, 30, 50, 10, 60, 70, 80, 100, 20, 60, 90, 30, 80, 70, 120, 40, 60

Reading Task (Retrieval):




I hope you enjoyed reading the story on Friday. We are going to complete our reading tasks based on this text over the next few days. You can recap the whole story using the link below:

<https://www.booktrust.org.uk/books-and-reading/have-some-fun/storybooks-and-games/the-dragon-machine/>

1.

George noticed his first dragon on a wet Thursday.

The more he looked, the more dragons he saw!



2.



3.

Dragons perched on the telephone wires,



they sat amongst the dustbins.



4.



they chased butterflies through the tulips.



they sank the water lilies in the pond.



they played havoc with the cat.



George fed them delicious stale biscuits and smelly cheese.

Remember to answer the questions in full sentences.

1. When did George notice his first dragon?
2. Find three adjectives to describe the dragons and George went unnoticed.
3. Where did the dragons perch?
4. What did the dragons do to the butterflies?
5. Which animal did the dragons play havoc with?
6. What did George feed the dragons?

Writing/ SPAG Task:

Watch the clip <https://www.literacyshed.com/onceinalifetime.html>

Task:

Create a descriptive sentence for each picture below, including nouns, verbs and adjectives. You may want to use the word bank to help you.

Remember to use a capital letter and a full stop!



Challenge:



Pause the video at a place of your choice. Can you write a descriptive sentence about this part of the story too?

Word bank:

<u>Adjectives</u>	<u>Nouns</u>	<u>Verbs</u>
old, wrinkly	man	glided, flew
tired, bored,	sky	looked, stared
huge, bright	turtle	threw, travelled
enormous, friendly	boat	caught, landed

Example: The tired, old man stared at the bright green turtle as it gently glided over him.

