



Birches First School

Believe, Grow, Succeed



School Closure Home Learning Year 2 Daily Tasks

Monday 1st June 2020 (Summer Term 2, Week 1 - Day 1)

Home learning tasks are designed so they can be read from a screen and completed into Home Learning Books. This reduces/ removes the need for printing. In some cases, questions may need to be copied out into home learning books. Of course you may print the tasks if this is easier for your family but please do not feel that you have to.

Good Morning Year 2!

I hope you all had a lovely week last week while you had a break from home learning. I would love to hear about what you have been up to!

Stay safe. Miss Hulme ☺

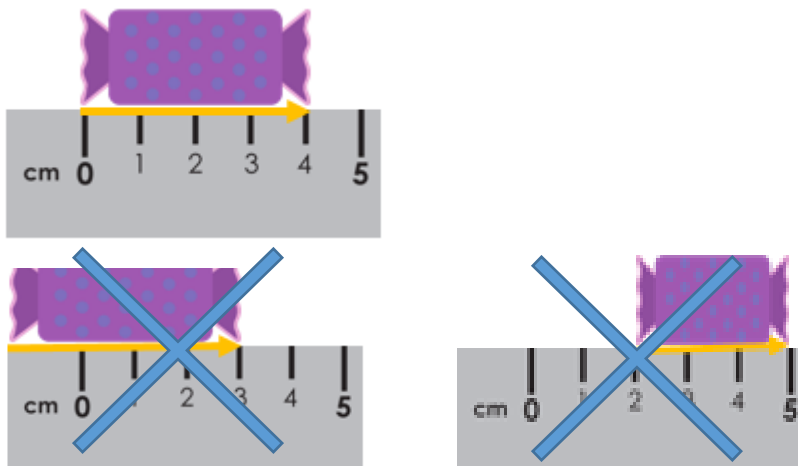
Maths Task (Length and Height):

Measure length (cm):

Length is the distance between two ends. Something longer has more length. We use a ruler to measure something in centimetres.

We must remember to start at zero and not the end of the ruler!

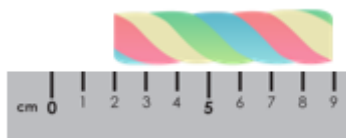
For example:



If you do not have a ruler to measure you could always use a tape measure or I have put a printable ruler online that you may wish to use (to scale).

Example 2:

Sometimes people make mistakes and do not put the start of the object at '0' on the ruler. However, we can still work out how long an object is.



End of the object – start of the object = length of the object
 $9\text{cm} - 2\text{cm} = 7\text{cm}$
The object is 7 cm

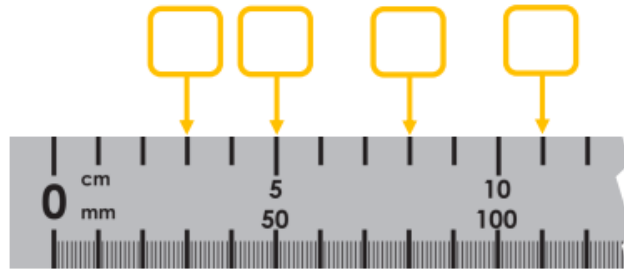
Task:

1. Choose a variety of objects and practice measuring them using a centimetre ruler. Remember to line the object to the 0 mark on the ruler. Record your results in a table. For example:


Object	Length in cm
Pencil	7cm

Make sure you remember to write cm, or it could be 7 horses!!!!

2. Write the measurements shown on the ruler.




3. Find an object that is
 - a.) 5cm long
 - b.) 8cm long
 - c.) Longer than 4cm but shorter than 7cm
4. How long are these objects in cm?



Challenge



The height of Flower A is shown below on the cm ruler.

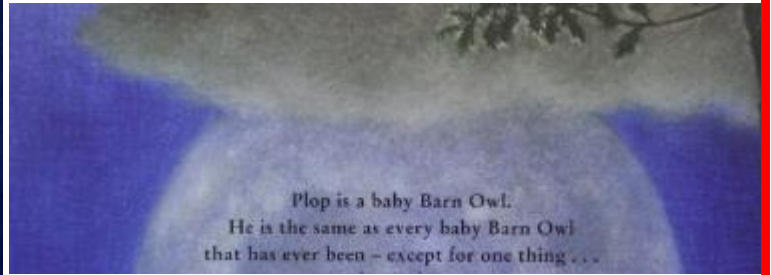


Flower B is 6cm taller than A.
How tall is Flower B? _____ cm

Flower C is 3cm shorter than B.
How tall is Flower C? _____ cm

Flower D is half the size of C.
How tall is Flower D? _____ cm

Reading Task:



Task: Look at the illustration from the front cover (image 1). Think carefully about what it tells you in the blurb (image 2).

1. Why do you think the baby owl is different to other barn owls?
2. What do you think happens in the story? Draw and label what you predict the story is about.

Writing/ SPAG Task:



Task: Write a range of expanded noun phrases you may use to describe the setting above. Think about: the land, the houses and the sky.




Examples:

- mottled, brown toadstool
- stony, wide path
- rough, grassy hillside
- looming, dark clouds
- small, shallow lake

Something extra you may enjoy...

My Home Learning Diary

Date _____

Monday 
Tuesday
Wednesday 
Thursday 
Friday

Three new words I learned this week:

A B C

Three websites I enjoyed exploring:

The best game I played this week:

The best thing I saw outside:

Something creative I did this week:

Funniest moment of the week:

What I hope to achieve next week:

My exercise tracker:
color in one picture every time you do something physical!

