



Birches First School

Believe, Grow, Succeed



School Closure Home Learning Year 2 Daily Tasks

Monday 18th May 2020 (Summer Term, Week 5 - Day 1)

Home learning tasks are designed so they can be read from a screen and completed into Home Learning Books. This reduces/ removes the need for printing. In some cases, questions may need to be copied out into home learning books. Of course you may print the tasks if this is easier for your family but please do not feel that you have to.

I hope you have all had a lovely weekend! Have another lovely week with your families making more special memories – have fun and stay safe! I miss you all lots!

Miss Hulme ☺

Maths Task (Money):

Count money in pounds and pence.

Last week you looked at challenges with 'coins'. We now need to familiarise ourselves with coins and notes (pounds and pence). Both coins and notes are used to represent amounts in pounds. Please note, at this stage decimal points are not used. Children will write the total using 'and' – for example: £5 and 30 pence or 5 pounds and 30 pence. NOT £5.30. Please encourage children to use pence rather than 'p' at this stage.

Count the pounds and pence separately before putting them together.

British Coins and Notes



1p

one penny



2p

two pence



5p

five pence



10p

ten pence



20p

twenty pence



50p

fifty pence



£1

one pound



£2

two pounds



£5

five pounds



£10

ten pounds



£20

twenty pounds







£50

fifty pounds

Task:

1. Write the total for each amount.

			
<input type="text"/>	<input type="text"/>	<input type="text"/>	<input type="text"/>

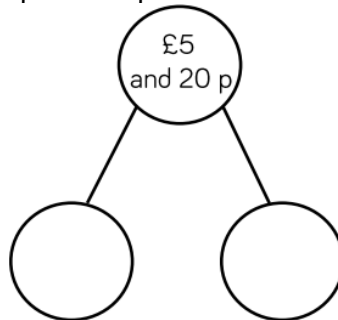
2. Fill in the gaps to make the statements correct.

$$£10 + £5 + 50 \text{ p} = £___ \text{ and } ___ \text{ p}$$

$$£20 + £2 + 10 \text{ p} + 10 \text{ p} + 2 \text{ p} = £___ \text{ and } ___ \text{ p}$$

$$£5 + £___ + 50 \text{ p} + 20 \text{ p} + 20 \text{ p} + 1 \text{ p} = £10 \text{ and } ___ \text{ p}$$

3. How many ways can you complete the part-whole model by drawing money?



4. Here are some coins and a note. Amir says, "There is 10 pence". Dexter says, "There is 10 pounds". Are either of them correct? Explain why.



5. A football costs £13 and 55 pence. Who has enough money to buy it?

 Sophie		 Victor
		



Challenge



Choose a challenge below. It is not an expectation that children complete both challenges.

Challenge 1: Tim and Nala are counting their money. What combination of notes and coins could Tim and Nala have? Find three possibilities.



Tim

I have one note and three coins in my money box which total £11 and 60p.



Nala

I have one note and three coins in my money box and I have more money than Tim.

Challenge 2: Drew has brought an amount less than forty-five pounds into school for a charity event. He can only carry pounds in his wallet and pence in his pockets.



Drew

I have five coins in my pocket, which equal less than 80p in total. My wallet can carry up to six notes and up to three coins.

Using different combinations of coins and notes shown below, explore the total Drew could have. He may have more than one of each note or coin.



Reading Task:

You may need to remind yourself of the story of 'The Highway Rat'. Perhaps mute the sound and read the text instead?

<https://www.youtube.com/watch?v=bkVoYeCLIXU>

Task: Draw your own picture of the Highway Rat using the description from the story. Label parts of the Highway Rat with the description used within the text.

Writing/ SPAG Task:

Common exception words do not follow the common phonetic spelling rules children learning in Year 1 and 2. Most of these exception words are used frequently hence the use of 'common' in the name. Children have lists of common exception words which they are expected to learn to read and spell by the end of Key Stage 1 (end of Year 2). Children have had a selection of these in their spelling tests so have experienced a wide range of these already. A full list of these words can always be found on the 'Year 2 Home Learning' page on our school website.

During today's task I would like children to practise spelling these words. The activities I have shared may use useful when practising spellings too!

Year 1 and 2 Common Exception Words						
Year 1			Year 2			
the	they	one	door	gold	plant	clothes
a	be	once	floor	hold	path	busy
do	he	ask	poor	told	bath	people
to	me	friend	because	every	hour	water
today	she	school	find	great	move	again
of	we	put	kind	break	prove	half
said	no	push	mind	steak	improve	money
says	go	pull	behind	pretty	sure	Mr
are	so	full	child	beautiful	sugar	Mrs
were	by	house	children	after	eye	parents
was	my	our	wild	fast	could	Christmas
is	here		climb	last	should	everybody
his	there		most	past	would	even
has	where		only	father	who	
I	love		both	class	whole	
you	come		old	grass	any	
your	some		cold	pass	many	

Task:

Choose a task from below to practise the Common Exception Words. It is not an expectation for children to complete all activities. Today I would like you to focus on the following words from the Year 2 list.


because
children

plant
hour
sure
sugar

*this week's spelling words (Gecko group)

GRAFFITI WALL SPELLING

Practice writing your spellings in different fonts. This task does not need to be completed on the wall but can be completed straight into your book.



GRAFFITI FANCY STAR WARS
SPOOKY FIRE RETRO BONES HEARTS

Climb to the Top

Roll a die. Whichever number the die lands on is the column you write the word. For example: 4, you write the word sugar above. If you are playing with somebody else, the winner is the first person to reach the top. If you are playing on your own, which word will reach the top first? Can you guess before you start?

Have fun!

because	plant	hour	sugar	sure	children
