



Birches First School

Believe, Grow, Succeed



School Closure Home Learning

Year 4 Daily Tasks

Date: 27/4/20

Reading – if you have a copy of ‘Bill’s New Frock’ by Anne Fine or ‘The Boy in the Dress’ by David Walliams these were due to be the focus texts for this half term if you wish to read them at home.

Reading task -

Read the first part of chapter one from ‘The Boy in the Dress’ and then answer the questions -

Chapter 1 – No Hugging

Dennis was different.

When he looked in the mirror he saw an ordinary twelve-year-old boy. But he *felt* different – his thoughts were full of colour and poetry, though his life could be very boring.

The story I am going to tell you begins here, in Dennis’s ordinary house on an ordinary street in an ordinary town. His house was nearly exactly the same as all the others in the street. One house had double glazing, another did not. One had a gravel drive, another had crazy paving. One had a Vauxhall Cavalier in

the drive, another a Vauxhall Astra. Tiny differences that only really pointed out the sameness of everything.

It was all so ordinary, something extraordinary just had to happen.

Dennis lived with his dad – who did have a name, but Dennis just called him Dad, so I will too – and his older brother John, who was fourteen. Dennis found it frustrating that his brother would always be two years older than him, and bigger, and stronger.

Dennis's mum had left home a couple of years ago. Before that, Dennis used to creep out of his room and sit at the top of the stairs and listen to his mum and dad shout at each other until one day the shouting stopped.

She was gone.

Dad banned John and Dennis from ever mentioning Mum again. And soon after she left, he went around the house and took down all the photographs of her and burnt them in a big bonfire.

But Dennis managed to save one.

One solitary photograph escaped the flames, dancing up into the air from the heat of the fire, before floating through the smoke and onto the hedge.

As dusk fell, Dennis snuck out and retrieved the photo. It was charred and blackened around the edges and at first his heart sank, but when he turned it to the light he saw that the image was as bright and clear as ever.

It showed a joyful scene: a younger John and Dennis with Mum at the beach, Mum wearing a lovely yellow dress with flowers on it. Dennis loved that dress; it was full of colour and life, and soft to the touch. When Mum put it on it meant that summer had arrived.

It had been warm outside after she had left, but it hadn't really been summer in their house again.

In the picture Dennis and his brother were in swimming trunks holding ice-cream cones, vanilla ice-cream smeared around their smiling mouths. Dennis kept the photo in his pocket and looked at it secretly every day. His mum looked so achingly beautiful in it, even though her smile was uncertain. Dennis stared at it for hours on end, trying to imagine what she had been thinking when it was taken.

Questions -

1. How are Dennis' thoughts different to his physical appearance?
2. How does David Walliams describe how 'ordinary' Dennis' life was?
3. Which verb does David Walliams use to describe how Dennis moved to sit at the top of the stairs?
4. Find and copy a word from p.12 that means 'annoying'?
5. What does the word 'banned' mean?

Writing/SPaG task

Word search – Word families based on common words

v n u p r r q a w x o f t u i
h a r s e e v m s g u x z n z
o j e v a d k m j w w f g r r
m f p n l q g i m r o s q e e
o u u s i i z c f e e t z a a
p t r w s u j r d a g a v l l
h t o s t s b o y l d u l p i
o o q s i p b p i i x g e q t
n j q c c p g h b s f i p c y
e z f v x s f o z a x f u j x
q m c c z o n n c t o e g f p
d z m j e c c e g i n v n y l
p h o n i c s w o o p z u q x
x x w j y a d z h n w r k i d
e i q t e l e p h o n e b y f

phone

telephone

reality

phonics

homophone

realistic

realisation

microphone

real

unreal

Extension – practise spelling these words using 'Look, cover, write, check'.

Maths task (This learning is also supported on White Rose Maths home learning with presentations and worksheets)

<https://whiterosemaths.com/homelearning/year-4/>

Decimals – making a whole

Parent guidance – Children need to be able to make a whole from any number of tenths and hundredths. They can use their number bonds to ten and one hundred to support their calculations.

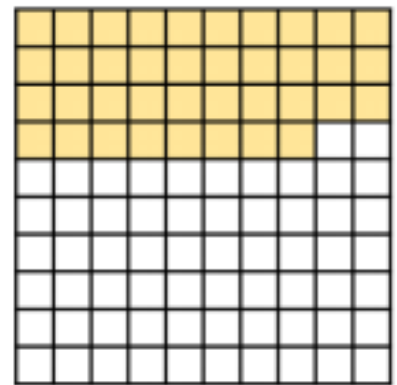
Key questions –

How many tenths make one whole? How many hundredths make one tenth? How many hundredths make one whole?

Here is a hundred square.

How many hundredths are shaded?

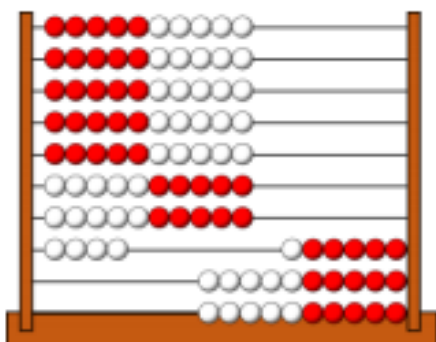
How many more hundredths do you need to shade so the whole hundred square is shaded?



___ hundredths + ___ hundredths = 1 whole

Here is a rekenrek with 100 beads.

Each bead is one hundredth of the whole.

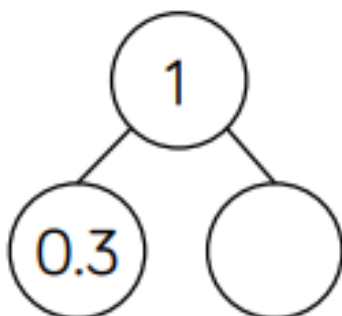


___ hundredths are on the left.

___ hundredths are on the right.

0.____ + 0.____ = 1

Complete the part-whole models.



Fancy some Science?

- Research the human digestive system – what are the different parts and their functions?
- Explain how the body breaks down food – digestion – using the idea of molecules and that our blood carries energy from food around the body.