




Home Learning Grid Reception - Explorers

Dear Parents, this is the homework grid for the Summer term. The learning topic is 'Explorers'. This is new learning. Please support and encourage your child to complete some of the tasks. There are more tasks than usual to support you at home during this unprecedented time. They may select the task(s) they find most interesting to aid their learning within this topic. Some tasks may have a specific outcome whilst others may be more open ended, allowing your child to develop their skills, knowledge and understanding. We hope you enjoy sharing in your child's learning. Please email any queries to nowen@birches.staffs.sch.uk. Have fun! Thank you for your support Miss Owen



Maths

Addition and subtraction using objects. Use a number line to count on and back. Doubling and halving numbers using a range of objects. Number formation and recording number sentences. Name and describe 2D and 3D shapes. Involve your child in paying for items - role play shops. Measure and weigh objects around the home (toy animals) Use vocabulary related to length and weight.

CL/PSED

Retell stories in the correct sequence using story language. Talk about events and activities the children have done. Using non-fiction books to answer questions about the information they have read. Play games to encourage turn taking and following instructions.

Music

There are a selection of nursery rhymes and songs on BBC Nursery Rhymes and Songs that you can join in with at home. Learn a song in a different language. Find out about different instruments from around the world - make maracas and drums then explore making different sounds.

Literacy

Read books about adventures, journeys and exploring, you can listen to some of these stories on YouTube - Dear Teacher, The Great Explorer and Around the World in Eighty Days. Write for different purposes - lists instructions, message in a bottle, maps, postcards and stories about adventures. Write a list of items to take on an adventure/journey and instructions for making a den.

PD

Make an obstacle course in the garden. Learn a dance from another country. Cosmic yoga, Go Noodle and Just Dance - YouTube. If you go out for exercise in the local area look for signs, symbols and use positional language. Play ball games to develop throwing and catching skills.

EAD

Design and make flags, binoculars, sunglasses and hats. Make a raft or boat by choosing a range of materials. Design and make a home/hut/igloo. Den making in the garden or home. Collage jungle/desert/cold pictures. Pack a rucksack with items you take on the adventure. Role play - Travel agents. Make large scale maps.

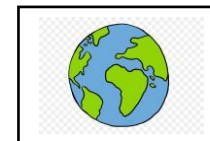


UTW (Science)

Complete a project with your child on a particular country. Make a 'country box' and fill it with objects/pictures related to the country - food/animals/weather scene. Go on a Scavenger Hunt. Find out about different ways of travelling - build a boat/aeroplane/vehicle out of large boxes. Use maps to find different countries. Plant seeds in the garden.

RE

Read the story of the Creation and make a book or poster to show how God made the world. Make a Creation story box with items to tell the story.



Health and Wellbeing

Can the children help create their own healthy lunches or dinners. Allow the children to get involved in choosing their own healthy snacks. Discuss with the children while making lunch/dinner why we must eat healthy foods. Make food from around the world, pizza/noodles.



