



Birches First School

Believe, Grow, Succeed



School Closure Home Learning Year 2 Daily Tasks

Monday 20th April 2020 (Summer Term, Week 1 - Day 1)

Good Morning Year 2,

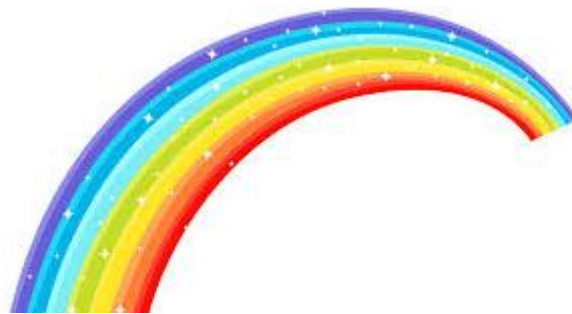
I am missing seeing all of your smiley faces. I hope you and your families have had a lovely Easter break and have enjoyed eating lots of chocolate. I would love to hear about what you have been up to!

In addition to the home learning tasks for English, Maths and Reading, I have also uploaded a new Topic Learning Grid to the website with lots of activities to keep you busy. Our new topic is 'Oceans and Seas'. I hope you enjoy choosing some tasks you are interested in to complete.

I have really enjoyed seeing/ hearing about all of the things you have been up to, learning about and fun you have been having at home. Thank you for sharing these with me. If you would like to share any proud moments or news I would love to hear from you (shulme@birches.staffs.sch.uk). If you would like any photos to be added to our class news page on the website so your friends can see what you have been up to, these can also be emailed. Likewise, if you need any further guidance please do not hesitate to get in touch.

I miss you all lots! Stay safe

Best Wishes, Miss Hulme ☺



Maths Task (Addition and Subtraction):

Bonds to 100:

When we are finding number bonds to 100, we can use our number bonds to 10 to help us (related facts).

Example 1:

If I know that $9 + 1 = 10$

Then I know that $90 + 10 = 100$

Remember... we are not just adding a 0 onto the number!!

So what are we doing? Think about your place value

If $9 \text{ ones} + 1 \text{ one} = 10 \text{ ones}$

Then $9 \text{ tens} + 1 \text{ ten} = 10 \text{ tens}$. 10 tens is the same as 100.

When we are finding bonds to 100 (tens), we can use single digit addition and place value to help us.

Example 2:

If I know that $3 + 4 = 7$

Then I know that $30 + 40 = 70$

Because... $3 \text{ ones} + 4 \text{ ones} = 7 \text{ ones}$

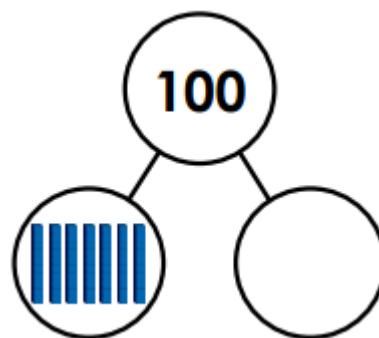
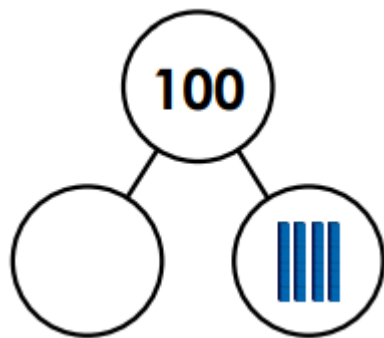
So... $3 \text{ tens} + 4 \text{ tens} = 7 \text{ tens}$. 7 tens is the same as 70

Again... we are not just adding a 0 onto the number!!

Task:

Please write the answers to the questions below in your Maths Home Learning book (blue) – ensure 1 digit per square.

1.



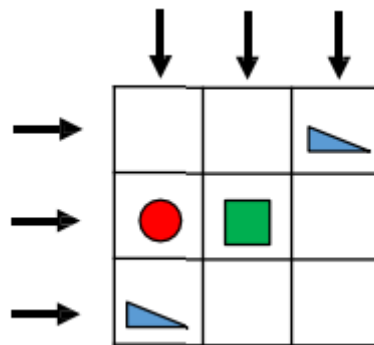
2. Fill in the missing digits:

- | | |
|----------------------|----------------------|
| a) $3 + 5 = \square$ | $30 + 50 = \square$ |
| $3_ + 5_ = 80$ | $80 = _0 + 3_$ |
| b) $7 + 2 = \square$ | $70 + 20 = \square$ |
| $7_ + 2_ = 90$ | $90 = _0 + 7_$ |
| c) $2 + 2 = \square$ | $20 + 20 = \square$ |
| $2_ + 2_ = 40$ | $40 = _0 + 2_$ |
| d) $6 + 0 = \square$ | $60 + 0 = \square$ |
| $6_ + \square = 60$ | $60 = \square + 6_$ |

3. Tilly spends £90 on two items. Which items did she buy? Find all the possible combinations.



4. Eva thinks there are 10 different number bonds to 90 using multiples of 10. Amir thinks there are only 5. Who is correct and why?
5. Squares are worth 10.
Triangles are worth 20.
Circles are worth 30.
Can you complete the grid above so that all horizontal and vertical lines equal 60?



Challenge: Mental Maths



How quickly can you write your number bonds to 10? ... 20? ... 100 (multiples of 10)?
How quickly can you answer questions out of order? Ask a grown up to ask you questions (remember to use your related facts). Practise getting as fast as you can!

Reading Task:

The Lion and the Mouse



One day, a proud lion was asleep in the wood, his great head resting on his paws. A timid mouse came upon him unexpectedly, and in her fright and haste to get away, ran across the lion's nose.

Roused from his nap, the lion laid his huge paw angrily on the tiny creature, ready to gobble her up.

"Spare me!" begged the poor mouse. "Please let me go and someday I will surely repay you!" The lion was amused to think that a mouse could ever help. But he was generous and finally let the mouse go.

Some days later, whilst stalking his prey in the forest, the lion was caught in a hunter's net. Unable to free himself, he filled the forest with his angry roaring. The mouse knew the voice and quickly found the lion struggling in his net.



Running to one of the great ropes that bound him, she gnawed it until it parted and soon, the lion was free. "You laughed when I said I would repay you," said the mouse. "Now you see that even a mouse can help a lion."

A kindness is never wasted.

1. Why did the mouse run across the lion's nose?
2. Why did the lion think the mouse was funny?
3. The first line of the story is: *One day, a proud lion was asleep in the wood, his great head resting on his paws.*
Which words in this sentence are adjectives?
4. Why did the mouse run quickly to the net?
5. What does 'timid' mean?
6. The moral of the story is 'A kindness is never wasted.' What else can we learn from the story?
7. Describe how the lion's mood changes throughout the story.

★ **Challenge:** I have uploaded a 1 minute reading challenge to the website. Each day read the same piece of text. Record how many words you read correctly in the minute – you may want to use the table similar to the one below in your home learning book. The aim is to improve the amount of words you can read in a minute and become more fluent. Can you read 90 words in a minute? ★

1 minute reading:

Text:

<u>Date</u>	<u>No. of words correct</u>	<u>No. of words incorrect</u>	<u>Comments</u>

Writing/ SPAG Task:

Alternative adjectives (synonyms):

Extending vocabulary is really important as it can become very boring if we use the same words all of the time.

Task:

What other words can you think of that mean the same as the ones below? You could have a look in different story books to help you find out more. How many can you think of?



Can you write them in a sentence? Make sure the sentences make sense.

I would like you to focus on your cursive handwriting today, too. Remember there is a handwriting formation sheet on the home learning page to help you.