



Birches First School
Believe, Grow, Succeed



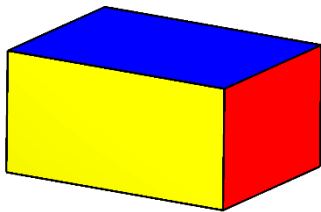
School Closure Home Learning

Year Reception Daily Tasks


Thursday 26th March

Maths


The children have been learning about 3D shapes. Can you go on a 3D shape hunt around the house/garden? Look for the following 3D shapes;



Cuboid



Cube



Sphere

Collect a range of objects. Ask your child to sort the objects in to groups?

Flat faces

Curved faces

Straight edges

Curves edges

Square faces



Challenge

Can you make your own 3D shapes with Playdough?

You could make your own playdough with this recipe

You will need

- 8 tbsp plain flour
- 2 tbsp table salt
- 60ml warm water
- food colouring
- 1 tbsp vegetable oil



Method

1. Mix the flour and salt in a large bowl. In a separate bowl mix together the water, a few drops of food colouring and the oil.
2. Pour the coloured water into the flour mix and bring together with a spoon.
3. Dust a work surface with a little flour and turn out the dough. Knead together for a few minutes to form a smooth, pliable dough. If you want a more intense colour you can work in a few extra drops of food colouring.
4. Store in a plastic sandwich bag (squeeze out the air) in the fridge to keep it fresh.

Take any pictures and put them in your child's Home Learning Book and write down any comments next to the pictures.

Phonics

Read and spell these common exception words:

he

she

me

be

we



Challenge

Can you make up your own sentences with these words?

Literacy

Handwriting-Can you write these sounds and words carefully?

Make sure your letters are the same size and write on the line.

h

b

s

e

he

she

be


























Challenge

Write your own sentences with these words.

Use finger spaces between words.

Use a capital letter at the beginning of your sentence and a full stop at the end.

My Phase 2 Sound Mat

s 	a 	t 	p 	i 	n 	m 	d 
g 	o 	c 	k 	ck 	e 	u 	r 
h 	b 	f 	ff 	l 	ll 	ss 	

twinkl visit [twinkl.com](https://www.twinkl.com)

My Phase 3 Sound Mat

j 	v 	w 	x 	y 	z 	zz 	qu 
ch 	sh 	th 	ng 	ai 	ee 	igh 	oa 
oo 	oo 	ar 	or 	ur 	ow 	oi 	ear 
air 	ure 	er 					

twinkl visit [twinkl.com](https://www.twinkl.com)