



## Feel the beat



Music has a steady beat, can you feel it in your feet?

Stamp feet 1 2 3 4 5 6 7 8

Hear the music in the band, can you feel it in your hands?

Clap hands 1 2 3 4 5 6 7 8



Now let's try a clever trick, can you make your fingers click?

Click fingers 1 2 3 4 5 6 7 8




'Feel the beat' is what I said, can you think it in your head?

Count silently until beat eight (1) (2) (3) (4) (5) (6) (7) **8**



# The Ukulele



## A few fun facts about the ukulele

The ukulele is a popular instrument and a great way to enjoy music anywhere, anytime. So, here's a little food for thought for when you start strumming.....

The ukulele developed from two Portuguese instruments called the braguinha and the cavaquinho and brought to Hawaii by sailors visiting from Portugal. The first ukulele was made in about 1879

Ukulele means "jumping flea" in Hawaiian. However, the last queen of the Kingdom of Hawaii, Liliuokalani, translated ukulele as "Gift from afar".

There is a ukulele orchestra called 'The Ukulele Orchestra of Great Britain'. They regularly perform worldwide to great acclaim.

Neil Armstrong, the first man on the moon, really loved to play the ukulele. In fact, after visiting the moon, he spent several weeks in quarantine as scientists thought he picked up some strange bacteria while in space. He made use of that time by playing his ukulele.



## The Ukulele Family



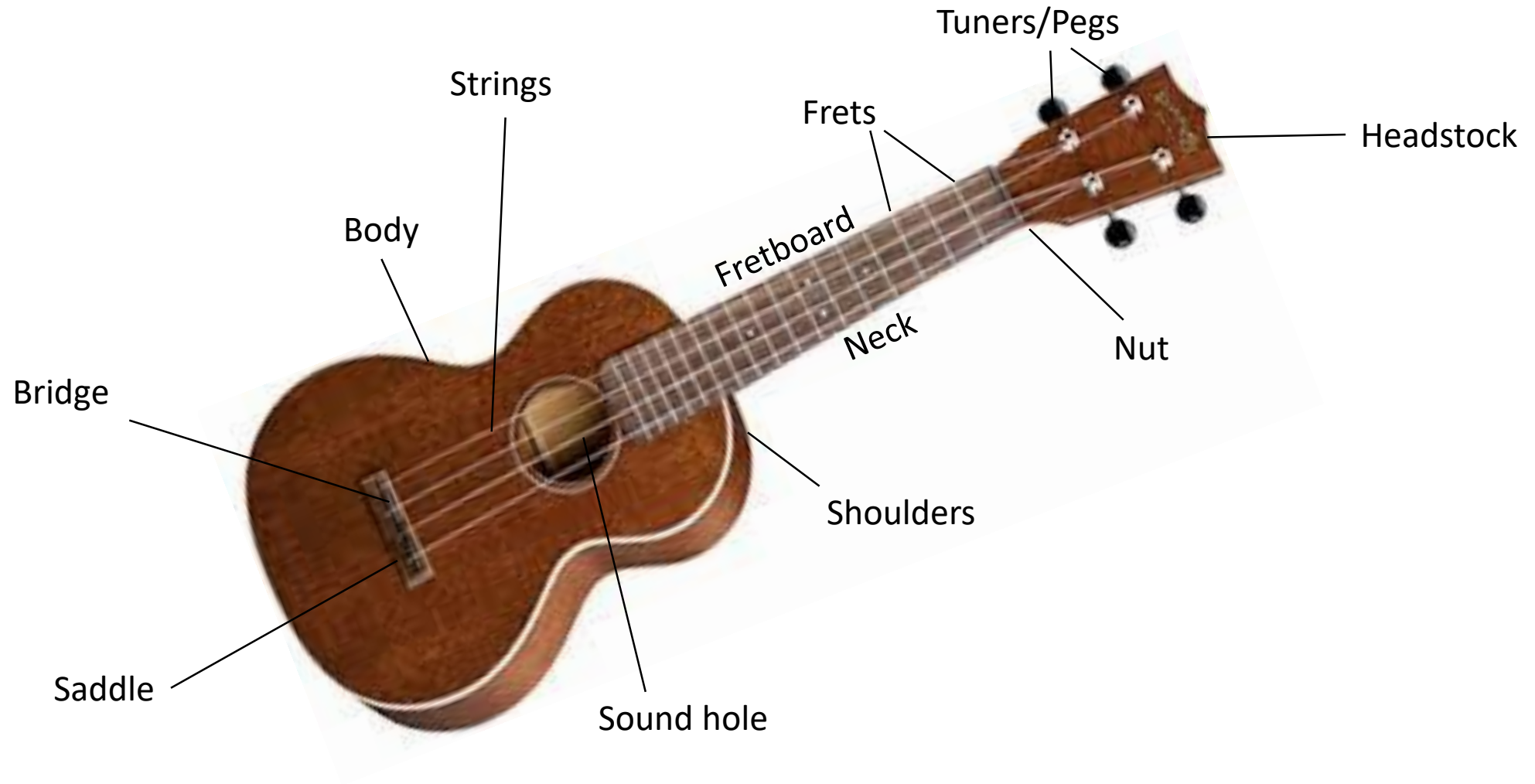
Baritone

Tenor

Concert

Soprano

## Parts of the Ukulele





G	C	E	A

A great way to  
remember the names  
of the strings:

**G**ood

**C**hildren


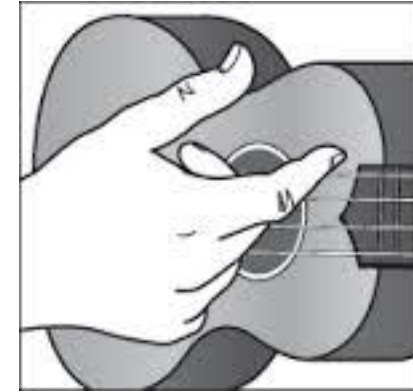
**E**at

**A**pples

## Strumming and individual notes



Strum with the index finger (pointy finger) of your right hand, fingernail side down. When you strum down, you should be hitting the strings with your nail. When you're strumming up, with the fleshy tip of your finger. It is important to use your wrist rather than your whole hand. Using your whole hand gets tiring very quickly.



Use your thumb to play individual notes/strings. Stroke your thumb on the string....don't pull at the string otherwise your strings won't last very long.



# Bananas of the world unite



Pick...

Peel...

Chop...

Mash...

Blend...

Pour...

Drink...

Go...



Bananas of the world unite

# Changing Channels

I turned on the television and who did I see?

Singing a little song looking right back at me.....

A ghost.....



A princess in a tower.....



A baby crying.....



An evil witch.....



A teacher.....



A detective.....



A Sheep.....



A Opera singer.....



My dog has fleas

My dog has fleas, fleas, fleas  
He climbs up trees, trees, trees  
He likes blue cheese, cheese, cheese  
That dog with fleas, fleas, fleas

My dog has fleas, fleas, fleas  
He likes green peas, peas, peas  
He won't say please, please, please  
That dog with fleas, fleas, fleas

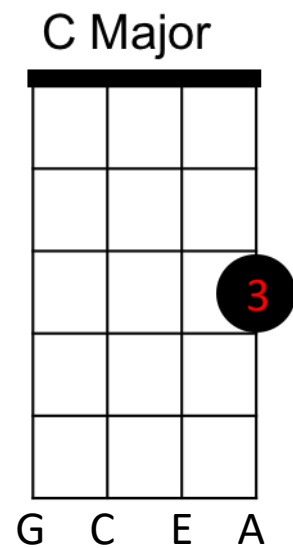
My dog has fleas, fleas, fleas  
He gives a sneeze, sneeze, sneeze  
I hear him wheeze, wheeze, wheeze  
That dog with fleas, fleas, fleas



Left hand finger numbers

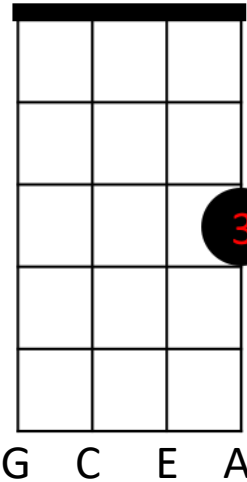


# C Major Chord



# A sailor went to sea sea sea

C Major



C C C

A sailor went to sea sea sea

C C C

To see what he could see see see

C C C

And all that he could see see see

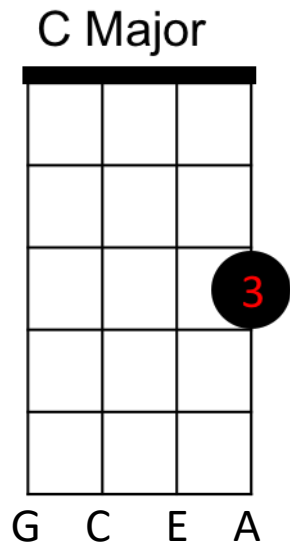
C C C

Was the bottom of the deep blue sea sea sea

1. Normal
2. Loud
3. Quiet
4. The 1st



# Row your boat



C C C C  
Row, row, row your boat gently down the stream

C C C C  
Merrily, merrily, merrily, merrily life is but a dream



# Man from Tennessee

There was a man from Tennessee

He kept cookies in his ukulele

Now cookies are such crumbly things

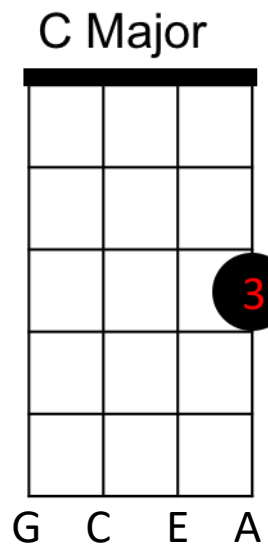
He dropped some crumbs all over the strings

He brushed the strings with his thumb

That's how he learnt the thumb brush strum

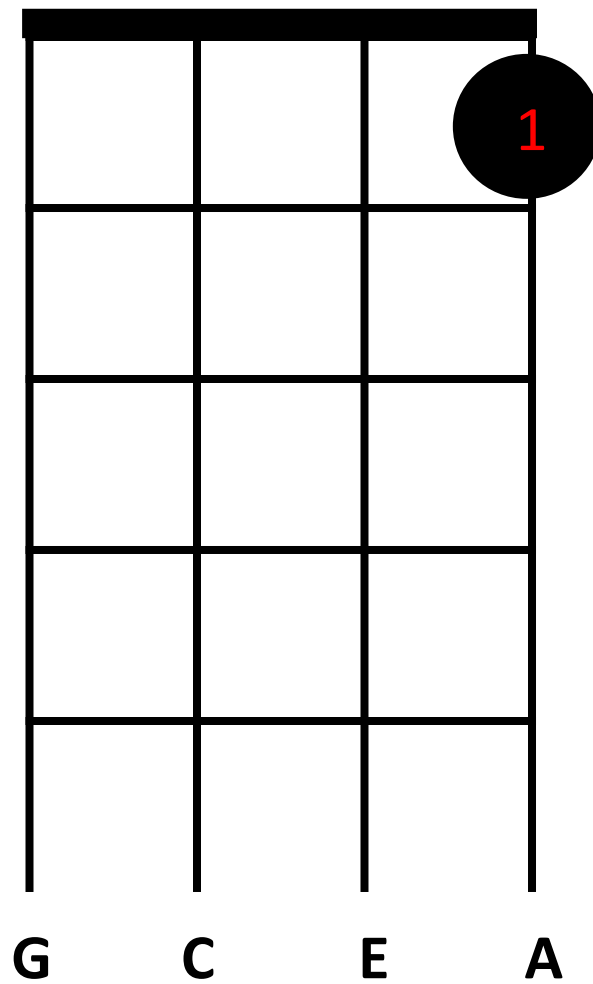
Brushing the strings everyone

Now we're playing that thumb brush strum



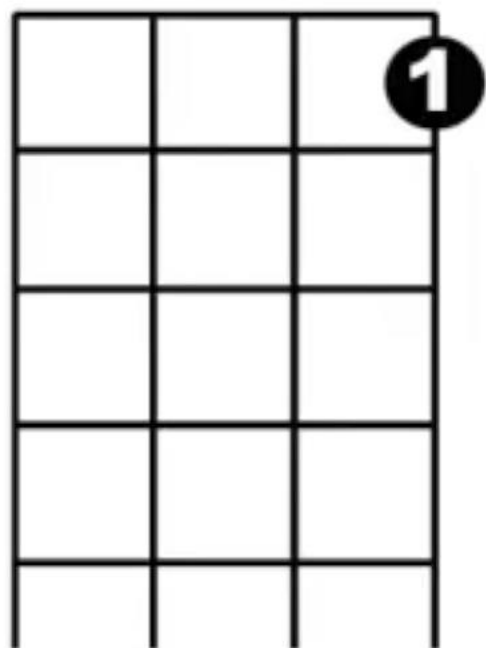


## C7 Chord



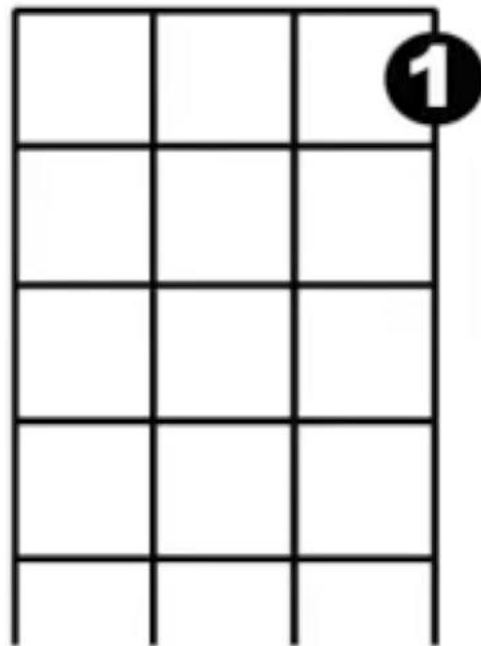
# Chords Used

**C7**



# Chords Used

**C7**



# Three String Boogie

Ukulele

4/4

G G G B B B B E B B G

T  
A  
B

4/4

0 0 0 2 2 2 2 0 2 2 0

Play 3 Times

# La Colombina

4/4

Measures 1-5 of the piece. The treble staff shows a melody of eighth and quarter notes. The bass staff shows a bass line with fingerings 0, 2, and 3. Letters A, B, and C are placed below the notes to indicate fingerings.

A A A A A A A B B B B B B B C C C C

T  
A  
B

6

Fine

Measures 6-10 of the piece. The treble staff shows a melody of eighth and quarter notes. The bass staff shows a bass line with fingerings 3, 5, 3, 2, and 0. Letters C, D, and A are placed below the notes to indicate fingerings.

C C C C C D D D C C C B B B A A A A

T  
A  
B

11

Measures 11-18 of the piece. The treble staff shows a melody of eighth and quarter notes. The bass staff shows a bass line with fingerings 5, 3, 3, 2, 5, 3, 2, and 7. Letters D, C, and E are placed below the notes to indicate fingerings.

D D D D D D C D C C C C C C B C D D D D D D C D B B B B E E E E

T  
A  
B

# The Wackiest Racers

Ukulele

First system of musical notation for 'The Wackiest Racers'. It consists of two staves: a treble clef staff and a ukulele-specific staff with a T (Treble), A (Alto), B (Bass), and a 4/4 time signature. The treble staff contains a sequence of 16 eighth notes, all labeled 'E'. The ukulele staff contains a sequence of 16 whole notes, all labeled 'E'.

Uke.

Second system of musical notation. The treble staff begins with a measure rest labeled '5'. It then contains 16 notes: four 'A's, three 'G's, and nine 'E's. The ukulele staff contains 16 notes: four 'A's, three 'G's, and nine 'E's. The 'G' notes in the ukulele staff are marked with a '3' (triplets).

Uke.

Third system of musical notation. The treble staff contains 16 notes: four 'D's, two 'A's, two 'G's, and two 'E's. The ukulele staff contains 16 notes: four 'D's, two 'A's, two 'G's, and two 'E's. The 'D' notes in the ukulele staff are marked with a '2' (pairs). The system concludes with a first ending (1.) and a second ending (2.), both leading to a final double bar line.

# The Wackiest Racers

Ukulele

E E E E E E E B B B B B B B E E E E E E E B B B B B B B

5

Uke.

A E A E A E A G E G E G E E E E E E E B B B B B B B

9

Uke.

D D D B B B A A A G E G E [1.] [2.] E

# C-Jam Blues

The image shows musical notation for a Ukulele and a Voice part. The Ukulele part is written on a four-line staff with a treble clef and a 4/4 time signature. It features a series of chords: G, G, G, G, G, G, G, and C. The Voice part is written on a five-line staff with a treble clef and a 4/4 time signature. It features a series of notes: G, G, G, G, G, G, G, and C. The notes and chords are aligned with the lyrics: "G G G G G G G C".

5

G G

G G

G G

G C

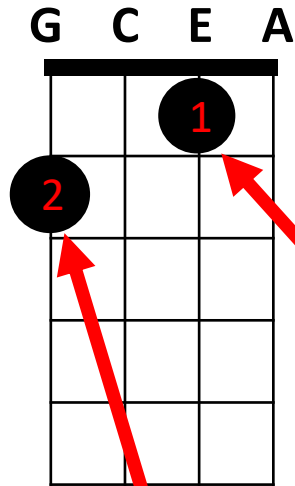
G C

9

Uke.

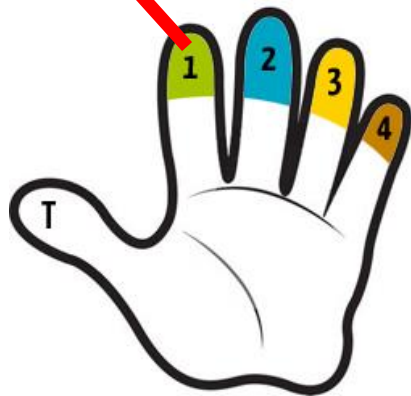
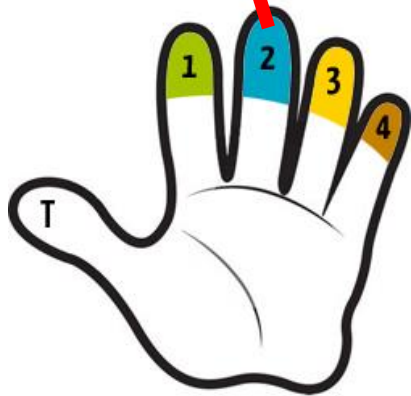
Measures 9-12 of the song "The Rose Tree". The music is in 4/4 time. The guitar part (top staff) uses a treble clef and the ukulele part (bottom staff) uses a soprano C-clef. Both parts play a sequence of notes: G, G, G, G, G, C. The guitar part uses a dotted quarter note for the final G and C, while the ukulele part uses a triplet of eighth notes for the final G and C. The notes are labeled G and C below the staves.

# F Major Chord



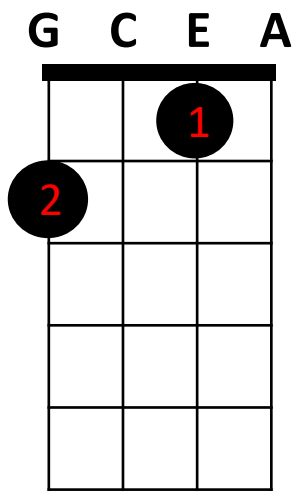
Put your 2<sup>nd</sup> finger (middle finger) on the 2<sup>nd</sup> fret of the G string

Then put your 1<sup>st</sup> finger (pointing finger) on the 1<sup>st</sup> fret of the E string



Now you've got the chord of F Major

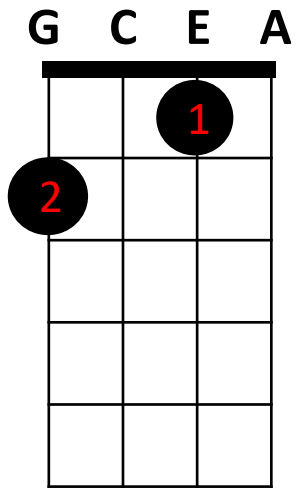
## F Major Chord



F, 2, 3, 4 / 1, 2, 3, 4 / C, 2, 3, 4 / 1, 2, 3, 4



## F Major Chord



F F  
Sur le Pont

C C  
d'avignon

F F  
l'ony danse

C C  
l'ony danse

F F  
Sur le Pont

C C  
d'avignon

F F  
l'ony danse

C F  
tous en rond

X2



100BPM

# Jimmy Had A Goldfish

120BPM

F                      F                      C                      F  
Jimmy had a goldfish, a gold fish a goldfish

F                      F                      C                      F  
Jimmy had a goldfish, a gold fish that swam


C                      F                      C                      F  
It swam in the ocean, it swam in the sea

C                      F                      C                      F  
It swam in the bath tub, it swam in his tea

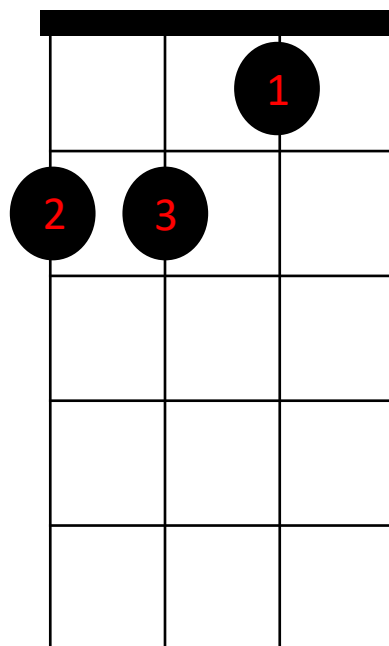
140BPM

F                      F                      C                      F  
Jimmy had a goldfish, a gold fish that swam

# How to play the D Minor (Dm)



Dm Minor

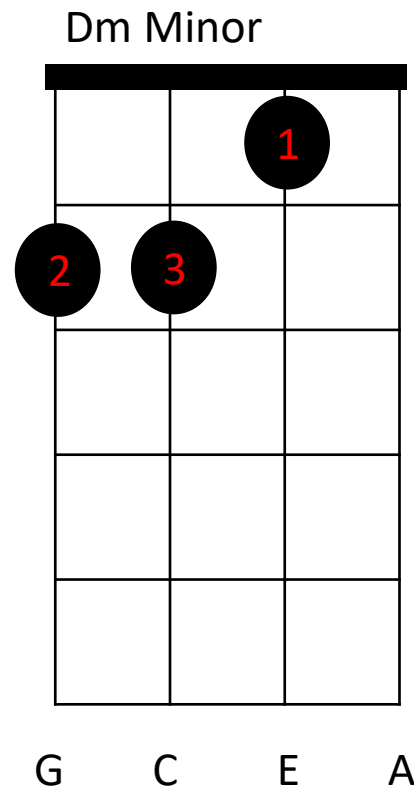


# How to play the D Minor (Dm)

To start with form the chord of F Major.....

2nd finger on the 2nd fret of the G string

1st finger on the 1st fret of the E string

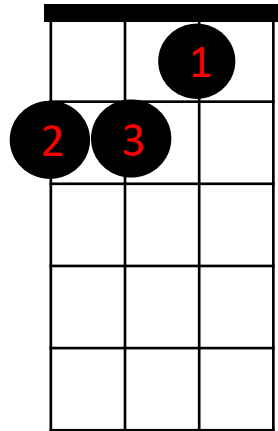


To complete the chord of Dm Minor you need to squeeze your 3rd finger behind your 2nd finger on the 2nd fret of the C string.....

There you have it, the chord of Dm Minor



Dm Minor



2) Put him in the scupper  
with a hosepipe on him...

3) Stick him in a long boat  
until he's sober...

4) Shave his beard with a  
rusty razor...

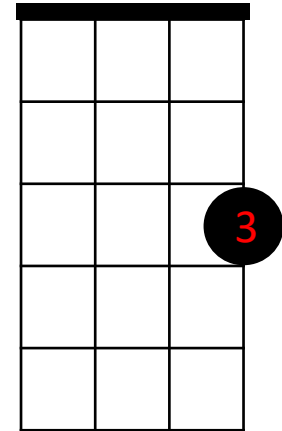
Dm                      Dm                      Dm                      Dm  
What shall we do with the drunken sailor?

C                      C                      C                      C  
What shall we do with the drunken sailor?

Dm                      Dm                      Dm                      Dm  
What shall we do with the drunken sailor,  
C      C      Dm Dm  
early in the morning?

Dm Dm      Dm      Dm  
Hoo-ray and up she rises  
C      C      C      C  
Hoo-ray and up she rises  
Dm Dm      Dm      Dm  
Hoo-ray and up she rises  
C      C      Dm Dm  
early in the morning?

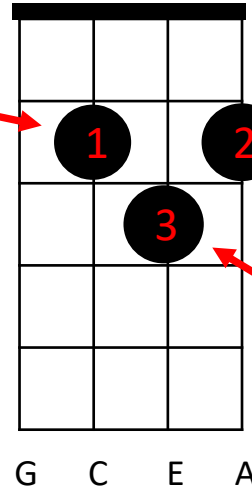
C Major



1<sup>st</sup> Finger 2<sup>nd</sup> fret on C String...



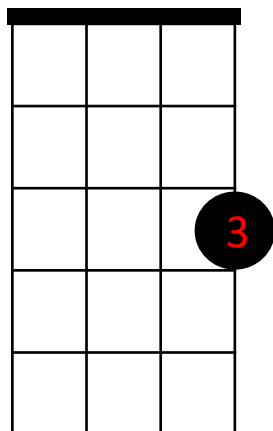
## G Major



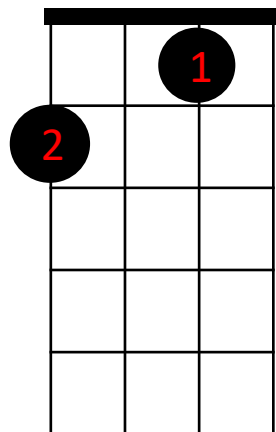
2<sup>nd</sup> Finger 2<sup>nd</sup> fret on A String...

3<sup>rd</sup> Finger 3<sup>rd</sup> fret on E String...

C Major



F Major



## Rock n Roll Chord Sequence

C X 16

F X 8

C X 8

G X 4

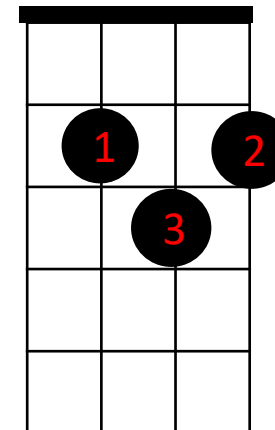
F X 4

C X 4

G X 4

C Held for 4 beats

G Major



# Three Little Birds

Chorus

C

"Don't worry about a thing,

F

C

'Cause every little thing gonna be alright.

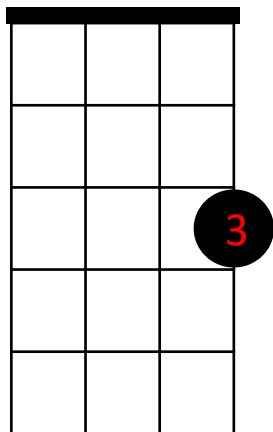
Singing' "Don't worry about a thing,

F

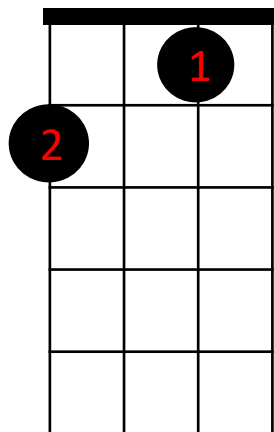
C

'Cause every little thing gonna be alright!"

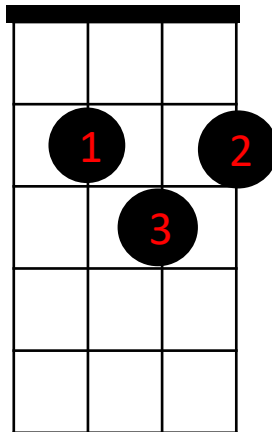
C Major



F Major



G Major



Verse

Rise up this mornin',

G

Smiled with the risin' sun,

F

Three little birds, pitch by my doorstep

C

Singin' sweet songs

G

Of melodies pure and true,

F

C

Saying', ("This is my message to you")

Chorus

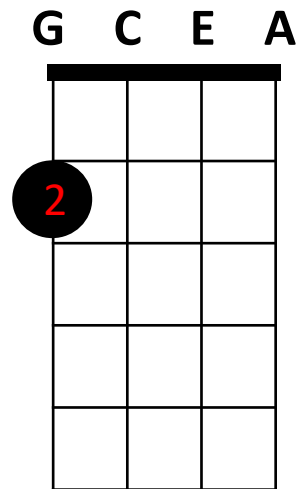
Repeat 1<sup>st</sup> verse then chorus twice.



# ***THE DUCK SONG***

## ***UKULELE PLAY ALONG***

## A Minor Chord



Easy chord like C major,  
just using one finger.

2<sup>nd</sup> Finger on the G  
String, on the 2<sup>nd</sup> Fret....

# Ho Hey by The Lumineers

## Verse 1:

C (F C)  
I've been trying to do it right  
C (F C)  
I've been living the lonely life  
C (F C)  
I've been sleeping here instead  
C (F Am)  
I've been sleeping in my bed  
Am G C  
sleeping in my bed

## Verse 2:

C (F C)  
So show me family  
C (F C)  
And all the blood that I will bleed  
C (F C)  
I don't know where I belong  
C (F Am)  
I don't know where I went wrong  
Am G C  
But I can write a song.

## Chorus:

Am G  
I belong with you, you belong with me, you're  
C  
my sweetheart  
Am G  
I belong with you, you belong with me, you're  
C  
my sweet

## Verse 3:

C (F C)  
I don't think you're right for him  
C (F C)  
Think of what it might've been  
C (F C)  
Took a bus to Chinatown  
C Am G C  
I'd be standing on Canal...and Bowery  
Am G C  
And she'd be standing next to me

## Chorus:

Am G  
I belong with you, you belong with me, you're  
C  
my sweetheart

Am G  
I belong with you, you belong with me, you're  
C  
my sweetheart

## Bridge:

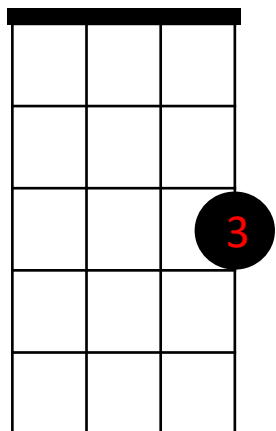
F G C  
And love, we need it now

F G  
Let's hope for some

F G C  
Cuz oh, we're bleeding out (**Repeat Chorus**)

# I'm Yours

C Major



Intro

C /// G /// Am /// F ///

C

Well you dawned on me and you bet I felt it

G

I tried to be chill but then I think that I melted

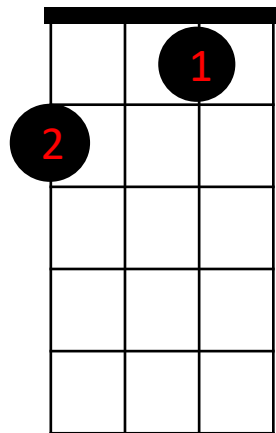
Am

I fell right through the cracks

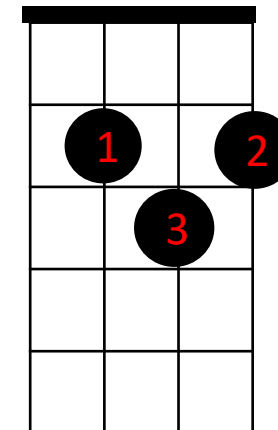
F

Now I'm trying to get back

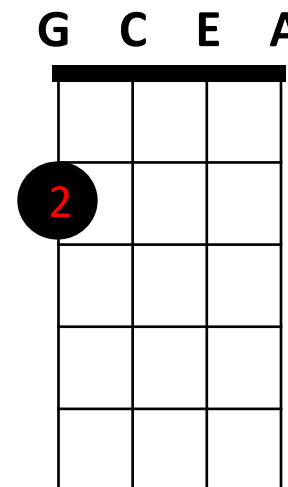
F Major



G Major

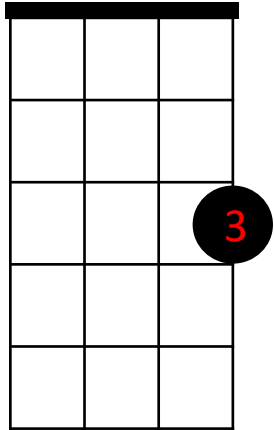


A Minor



# I'm Yours

C Major



C

Before the cool done run out I'll be giving it my  
bestest

G

And nothing's going to stop me but divine  
intervention

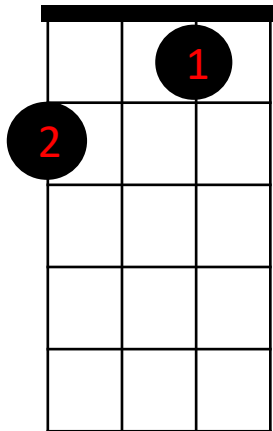
Am

I reckon it's again my turn

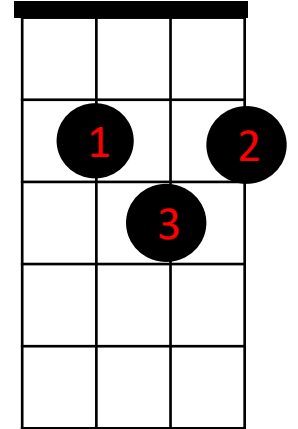
F

To win some or lean some

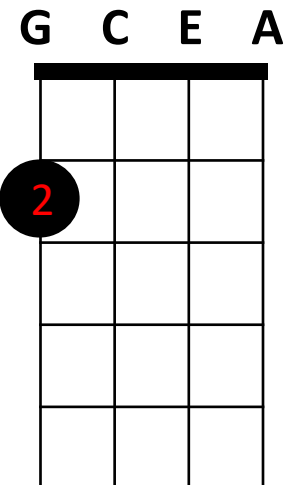
F Major



G Major

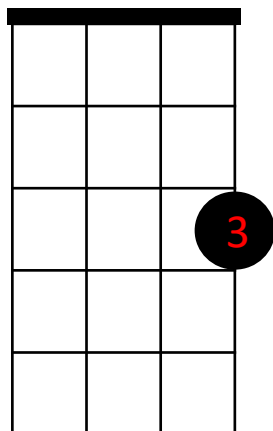


A Minor



# I'm Yours

C Major



C

And I won't hesitate

G

Hesitate no more

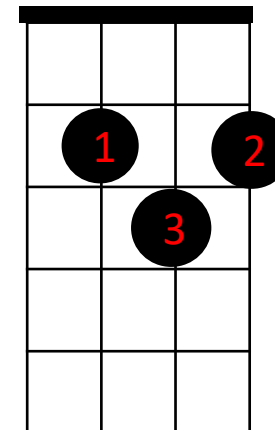
Am

No more, it cannot

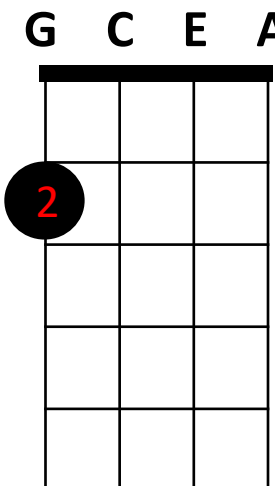
F

Wait – I'm yours

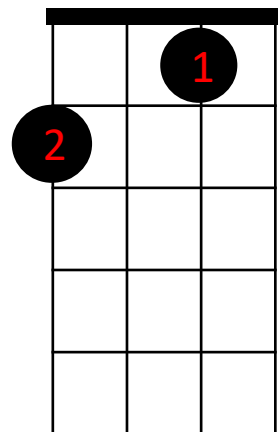
G Major



A Minor



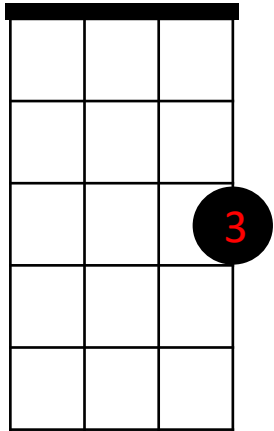
F Major



Instrumental

C /// G /// Am /// F ///

### C Major



C

Well open up your mind and see like

G

Me- open up your plans and then you're

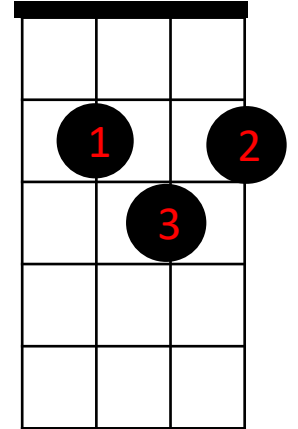
Am

Free- look into your heart and you'll find

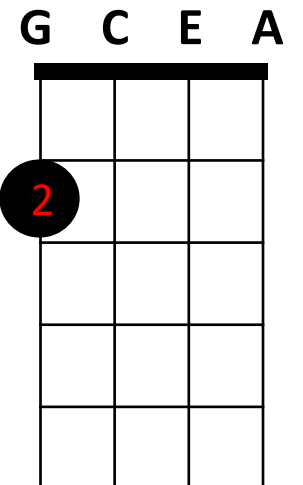
F

Love, love, love

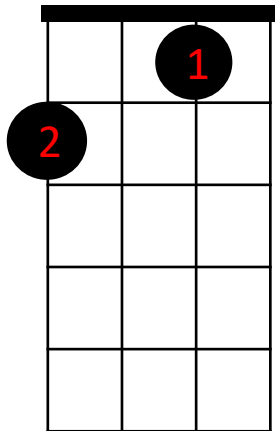
### G Major



### A Minor



### F Major



C

Listen to the music of the moment, maybe sing

G

With me, a la peaceful

Am


Melody and it's your God – forsaken right to be

F

Loved, loved, loved, loved

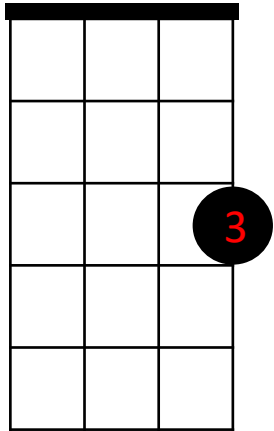
loved (pause)

D7



G	C	E	A
1		3	

## C Major



C  
So I won't hesitate

G  
Hesitate no more

Am  
No more, it cannot  
F

Wait – I'm sure

C  
There's no need

G  
To complicate

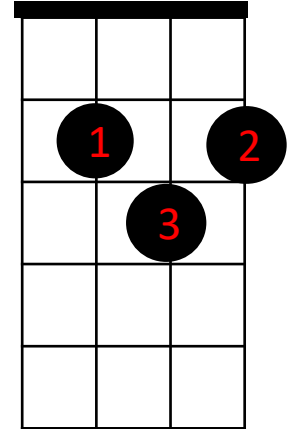
Am  
Our time, is short

F  
This is our fate – I'm yours

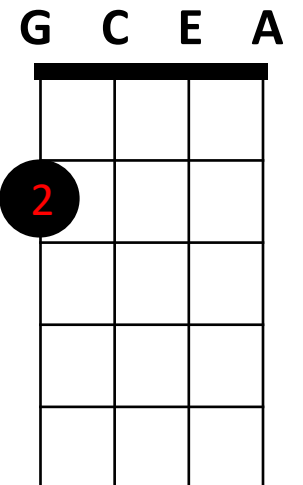
Instrumental

C /// G /// Am /// F ///

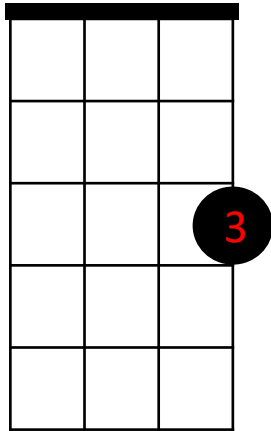
## G Major



## A Minor



### C Major



C

I guess what I be saying is there ain't no better reason

G

To rid yourself of vanities and just go with the seasons

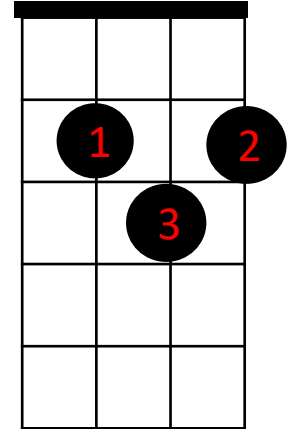
Am

It's what we aim to do

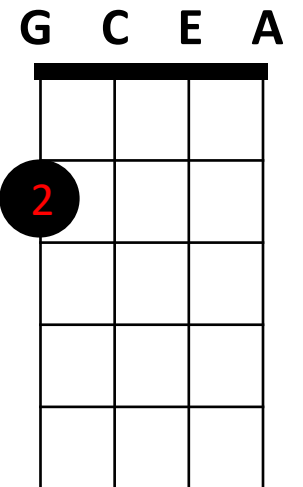
F

Our name is our virtue

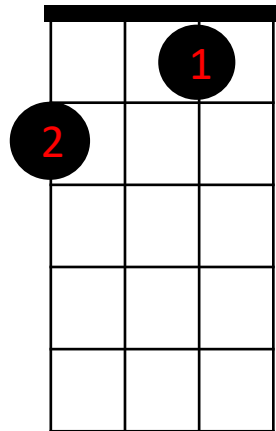
### G Major



### A Minor



### F Major



Handclaps

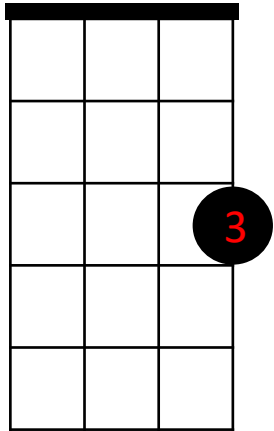
No I won't

Hesitate no more

No more, it cannot

Wait – I'm sure

C Major



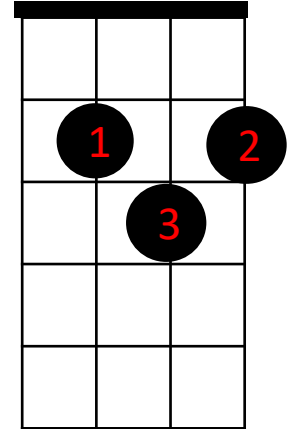
C  
There's no need  
*Well open up your mind and see like me*

G  
To complicate  
Am

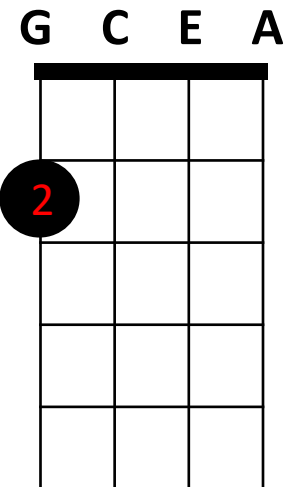
Our time, is short  
*Open up your plans and then you're free*

F  
It cannot wait – I'm yours  
*Look into your heart and you'll find*  
*Love, love, love*

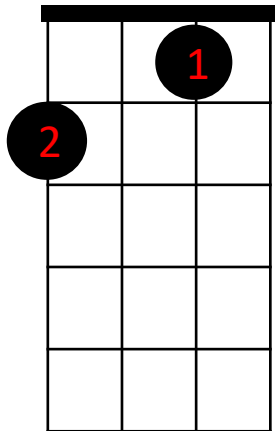
G Major



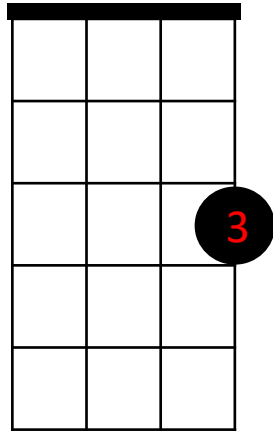
A Minor



F Major



### C Major



C

No I won't

*Listen to the music of the moment maybe*

G

Hesitate no more

*Sing with me*

Am

No more, it cannot

*A la peaceful melody*

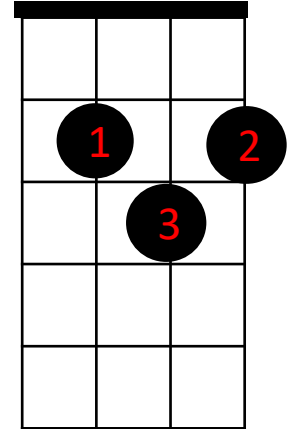
F

Wait – I'm sure

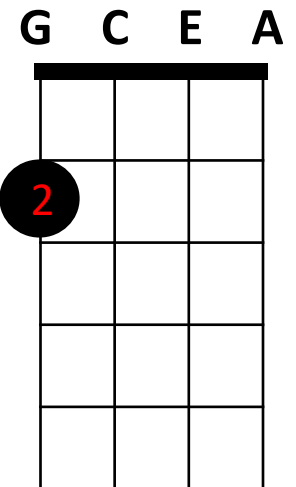
*And it's our godforsaken right to be*

*Loved, loved, loved, loved*

### G Major




### A Minor



loved (pause)

D7



G	C	E	A
1		3	

I'm Yours Playalong



# These Days – Rudimental

## Featuring Jess Glynne

**F** **C** **G**  
I know you moved onto someone new  
**Am** **F**  
Hope life is beautiful  
**C**  
You were the life of me to find my truth  
**G** **C**  
I just wanna say, thank you

[Verse 1]

**F** **C**  
Leaving to find my soul  
**G** **Am**  
Told her I had to go  
**F** **C**  
And I know it ain't pretty  
**G** **C**  
When two hearts get broke  
**F** **C**  
Too young to feel this old  
**G** **Am**  
Watching us both turn cold  
**F** **C**  
And I know it ain't pretty  
**G** **C**  
When two hearts get broke  
**F** **C**  
Yeah, I know it ain't pretty  
**G** **C**  
When two hearts get broke

[Chorus]

**F** **C**

I hope someday

**G** **Am**

We'll sit down together

**F** **C**

And laugh with each other

**G** **C**

About these days, these days

**F** **C**

All our troubles

**G** **Am**

We'll lay to rest

**F** **C**

And we'll wish we could come back to

**G** **C**

These days, These days

**F C G Am F C**

**G** **C**

These days, these days

**F C G Am F C**

**G** **C**

These days, these days

[Verse 2]

**F C**

Three years of ups and downs

**G Am**

Nothing to show for it now

**F C G C**

And I know it ain't pretty when the fire burns out

**F C**

Calling me when I'm drunk

**G Am**

Reminding me of what I've done

**F C G C**

And I know it ain't pretty when you're trying to move on

[Chorus]

**F** **C**

I hope someday

**G** **Am**

We'll sit down together

**F** **C**

And laugh with each other

**G** **C**

About these days, these days

**F** **C**

All our troubles

**G** **Am**

We'll lay to rest

**F** **C**

And we'll wish we could come back to

**G** **C**

These days, These days

**F C G Am F C**

**G** **C**

These days, these days

**F C G Am F C**

**G** **C**

These days, these days

[Verse 3]

**F** **C**  
Cigarettes and the ash tray  
**G** **Am**  
Reminiscing on those past days  
**F** **C**  
I thought you didn't know my last name  
**G** **C**  
But that changed  
**F**  
And I travelled around the world

**C**  
Think where you living at now?  
**G**  
I heard you moved to Oxford  
**Am**  
Got a new apartment and settled down  
**F** **C**  
And every once in a while  
I start texting  
**G**  
Write a paragraph  
**C**  
But then I delete the message  
**F** **Am**  
Think 'bout you like a past time  
**G** **C**  
I could cry you a river  
  
Get you baptised or

**F**                      **Am**  
I wasn't ready to act right  
**G**                                      **C**  
Used to always think I'd get you back, right  
**F**                      **Am**  
They say that things fall apart  
**G**    **C**  
We were gonna move to Brooklyn You were gonna study Art  
**F**  
Love is just a tool to remind who we are  
**G**  
And that we are not alone and we're walking in the dark

[Chorus]

**F** **C**

I hope someday

**G** **Am**

We'll sit down together

**F** **C**

And laugh with each other

**G** **C**

About these days, these days

**F** **C**

All our troubles

**G** **Am**

We'll lay to rest

**F** **C**

And we'll wish we could come back to

**G** **C**

These days, These days

**F** **C**

And we'll wish we could come back to

**G** **C**

These days, These days

5 Voice 1 D G/D D G<sup>6</sup>/A

I sing, we sing to - ge - ther, yes

Voice 2 (Melody)

I sing\_\_\_ and you sing and we sing to - ge - ther, yes

Voice 3

8 Ev-'ry-bo-dy's sing-ing, ev-'ry-bo-dy is sing-ing, ev-'ry - bo-dy is sing-ing to - day.

7 D G/D D/A D G<sup>6</sup>/A

we sing in har - mo - ny.

ev - 'ry - thing's bet - ter\_\_\_ in har - mo - ny.

8 Ev - 'ry - bo-dy's sing-ing, ev - 'ry - bo - dy is sing-ing in har - mo - ny.

# Build It High

(Chorus)

We've got a problem, we can work it out.

Let's get together, that's what it's all about.

Got to build it, build it high.

Got to build it, build it high.

(Verse)

Don't give in because you fail your first attempt.

Don't start shouting, what's the point in argument?

Let's stand united, take the challenge in our stride.

Just remember that we're on the same side.

# Build It High (continued...)

(Chorus)

We've got a problem, we can work it out.

Let's get together, that's what it's all about.

Got to build it, build it high.

Got to build it, build it high.

(Verse)

Don't start blaming someone else when things go wrong.

That's wasting precious time and we don't have too long

No use in panic when the situation's grim,

Trust in team work and let the game begin.

# Si Njay Njay Njay

Si njay njay njay ngeme thandazoh,  
Si njay njay njay ngeme thandazoh,  
Ngeme thandazoh, ngeme thandazoh,  
Ngeme thandazoh, ngeme thandazoh.

Woh ma bagu dalay babay thandazoh,  
Woh ma bagu dalay babay thandazoh,  
Babay thandazoh, babay thandazoh,  
Babay thandazoh, babay thandazoh.

# One And A Million

I am a seed in a meadow, I am a leaf on a tree,  
I am a rock in a mountain, I am them and they are me  
We are the rays of the sunshine, we are the waves of the sea,  
We are all one and a million, together stronger than just me.

Ah\_\_\_\_ united we are strong,  
Ah\_\_\_\_ feel the power in our song,  
Ah\_\_\_\_ we can achieve our dreams,  
Ah\_\_\_\_ if together we all believe.

## One And A Million (continued...)

One and a million, join us today,  
Building tomorrow, leading the way,  
One and a million, join us today,  
Building tomorrow, leading the way

Lines in blue and green  
are sung at the same  
time.

I am a rose in a garden, I am a star in the sky,  
I am a note in an anthem, you are them and so am I.  
One and a million, join us today,  
We are the rays of the sunshine, we are the waves of the sea,  
One and a million  
We are all one and a million, together stronger than just me.

## One And A Million (still continued...)

Ah\_\_\_\_\_ united we are strong,

Ah\_\_\_\_\_ feel the power in our song,

Ah\_\_\_\_\_ we can achieve our dreams

Ah\_\_\_\_\_ if together we all believe.