



Birches First School

Believe, Grow, Succeed



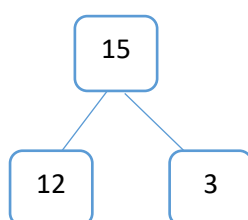
School Closure Home Learning Year 2 Daily Tasks

Tuesday 31st March 2020 (Week 2- Day 2)

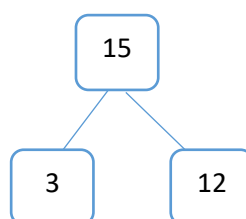
Maths Task (Addition and Subtraction):

Add 2 digits and 1 digit -

Always start with the largest number and add on the ones number. Addition is commutative so you can add the numbers in any order.



$$12 + 3 = 15$$

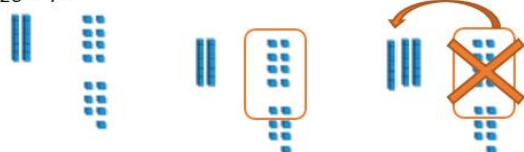


$$3 + 12 = 15$$

Draw tens and ones to help you. Remember to exchange ten ones for a ten!

Example:

$$28 + 7 =$$



Put the larger number in your head and count on.

Remember yesterday's learning when adding 9 to a number – add 10 then takeaway 1.

Example: (this can be done in your head rather than written down)

$$\begin{aligned} 58 + 9 &= \\ 58 + 10 &= 68 \\ 68 - 1 &= 67 \\ 58 + 9 &= 67 \end{aligned}$$

Different children may use different methods to help them work out addition. Some children may use one, some may use a selection of different methods. Here are some that the children have been shown in class...encourage your child to choose the method(s) that helps them most.

Look out for number bonds that might help you add.

Example:

$$\begin{aligned} 15 + 7 &= \\ 15 + 5 + 2 &= \\ 20 + 2 &= \end{aligned}$$

Use concrete objects and a place value grid to help you. Remember you could use: straws, lollipop sticks, 10 pence coins, sticks etc for tens and stones, counters, buttons, bottle tops and 1 pence coins for ones.

Example:

TO

36 = 3 tens and 6 ones

Tens	Ones

Task:

Choose your challenge below – one star, two star or three star. It is not expected that children must complete all 3 levels of challenge.



Complete the additions.

- a) $14 + 9 =$ d) $7 + 15 =$
 b) $18 + 4 =$ e) $4 + 19 =$
 c) $19 + 6 =$ f) $18 + 3 =$



Complete the number sentences.

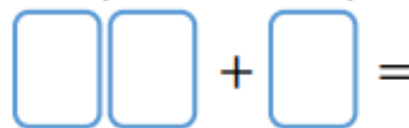
- a) $25 + 6 =$ e) $74 + 9 =$
 b) $38 + 4 =$ f) $64 + 9 =$
 c) $9 + 52 =$ g) $54 + 8 =$
 d) $3 + 27 =$ h) $4 + 58 =$



Here are three digit cards.



Place the digit cards in the number sentence.
How many different totals can you find?



What is the smallest total?
What is the largest total?

Enjoy playing addition Snakes and Ladders below:

64 FINISH	63	62	61	60	59	58	57
$92 + 6 =$		$83 + 4 =$	$70 + 8 =$		$94 + 2 =$	$73 + 4 =$	$50 + 3 =$
49	50	51	52	53	54	55	56
$50 + 0 =$	$41 + 7$		$38 + 8 =$		$81 + 5 =$	$89 + 5 =$	
48	47	46	45	44	43	42	41
$80 + 5 =$	$32 + 8 =$		$92 + 1 =$	$59 + 7 =$	$70 + 9 =$		
33	34	35	36	37	38	39	40
	$67 + 6 =$	$39 + 8 =$	$77 + 3 =$	$86 + 3 =$		$68 + 4 =$	$50 + 4 =$
32	31	30	29	28	27	26	25
$55 + 7 =$	$57 + 4 =$		$66 + 4 =$	$71 + 6 =$	$59 + 6 =$		$49 + 2 =$
17	18	19	20	21	22	23	24
	$44 + 4 =$	$39 + 8 =$	$38 + 4 =$		$50 + 2 =$	$51 + 3 =$	$42 + 7 =$
16	15	14	13	12	11	10	9
$36 + 6 =$	$37 + 3 =$	$31 + 5$	$26 + 5 =$		$30 + 9 =$		$15 + 7 =$
1	2	3	4	5	6	7	8
START	$10 + 7 =$	$19 + 3 =$		$12 + 3$		$11 + 8 =$	$21 + 3 =$

Reading Task (Retrieve):



Remembering Mary Seacole



WATCH

We will be sharing a special film about the life of Mary Seacole. You won't want to miss it!

LISTEN

Special guest speakers from the British Army and The London Nursing College will tell you all about Mary Seacole and her incredible work.

TRAVEL

Learn about Mary's travels to Cuba, the Bahamas and England. Learn more about Jamaica, where Mary was from.

The History of Nursing Museum would like to invite you to a very special event.

Please join us at:

The History of Nursing Museum

in the Grand Hall

14th May
12:30 – 3:30

On the anniversary of Mary's death, we will remember all that she did for Britain.

In the Crimean War, Mary helped Britain's sick and injured soldiers. During these hard times, she gave out food and water along with clothes and blankets. She was called 'Mother Seacole' by the soldiers.

Mary was a very kind and caring woman and we hope to share our love for her with you.

VISIT

Come and see our special exhibition while you are here. Learn all about The British Hotel that Mary opened to look after the soldiers. Take a look at the replica we have built to get a better idea of what it was like.

REMEMBER

Take a look at the artwork, stories, news reports and poems about Mary. She was loved by many people as she was so caring and kind.

EAT

Try some stew and rice pudding, just like the food Mary served to the soldiers.

DONATE

Help us to raise money for the British Army.

Use details from the text above to draw what might be on one of the exhibition stands. You could draw your own picture frame in your book.



★ Challenge: Use details from the text to create an exhibition map/ floor plan showing what will be at the exhibition and where. ★

Example:



Writing/ SPAG Task:



Task: Imagine you are here. You need to pick up a variety of items to remind you of your adventure.

What will you pick up?

Use commas to separate the items in your list when writing your ideas.

Remember we use commas to replace 'and' but we must use 'and' between the last two words.

E.g. The packet contained red, blue, green and yellow felt tips.